

Target displays

Plug-on mount, enter key, manual format alignment

Display LCD two lines, interface RS485

N 155



N 155 with connector output

Features

- Target display for manual format aligning
- One key permanently assigned as target
- Display: LCD backlit, two lines
- Actual value and target display
- Interface RS485
- With or without LED status display

Technical data - electrical ratings

Voltage supply	24 VDC $\pm 10\%$
Current consumption	≤ 30 mA
Display	LCD, 7-segment display, 2-lines, backlit
Display range	-9999...+99999
LED operating status	Green: actual value = set value accepted Red: actual value \neq set value
Interface	RS485 (ASCII protocol)
Data memory	>10 years in EEPROM
Programmable parameters	Measuring unit mm/inch Direction arrows Decimal point
Standard DIN EN 61010-1	Overvoltage category II Protection class II Pollution degree 2
Emitted interference	DIN EN 61000-6-3
Interference immunity	DIN EN 61000-6-2
Approval	UL approval / E63076

Technical data - mechanical design

Protection DIN EN 60529	IP 65
Operating temperature	-10...+50 °C
Storing temperature	-20...+70 °C
Relative humidity	80 % non-condensing
Connection	- Male/female connector M8, 4-pin - Cable output (30/15 cm) with male/female connector M8, 4-pin - Cable output (30/15 cm) with male/female connector M16, 5-pin
Operation / keypad	Membrane with one softkey (handshake)
Housing type	Surface mount housing with mounting plate
Dimensions W x H x L	37 x 75 x 29 mm
Mounting	Mount onto plate
Weight approx.	60 g
Material	Polyamide black, UL 94V-0

Target displays

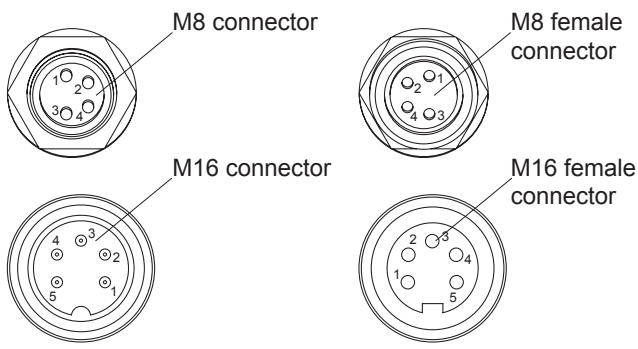
Plug-on mount, enter key, manual format alignment

Display LCD two lines, interface RS485

N 155

Terminal assignment

M8 connector	M16 connector	Assignment
Pin 1	Pin 5	Tx/Rx-, RS485
Pin 2	Pin 4	Tx/Rx+, RS485
Pin 3	Pin 1	Sensor supply +24 V
Pin 4	Pin 2	Sensor supply 0 V



Target displays

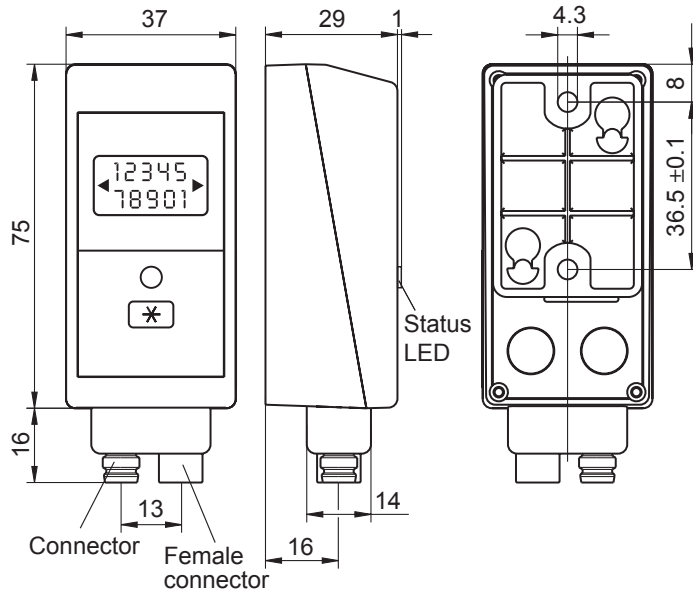
Plug-on mount, enter key, manual format alignment

Display LCD two lines, interface RS485

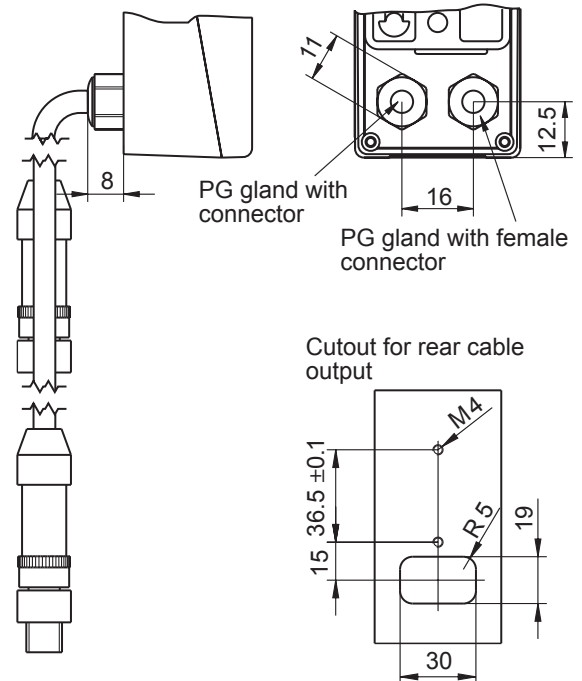
N 155

Dimensions

Connector male and female



Cable output rear, M8



Bottom cable output, M8 and M16

