



## **Film capacitors – AC capacitors**

### **Motor Run Capacitors**

250V; class B; 85 °C / 400 V; class B; 85 °C / 480 V; class C; 85 °C

**Series/Type:**    **B32329 – MotorCap™**

Date:                July 2007  
Version:            1.0

### Construction

- Dielectric: polypropylene film
- Plastic can and top UL 94 V2 material
- Dry type

### Features

- Self-healing properties
- Low dissipation factor
- P0 safety class to IEC 60252-1 2001-02
- High insulation resistance
- UL 810 construction – only approved E183224

### Typical applications

- For general sine wave applications, mainly as motor run capacitor

### Terminals

- Tinned copper wire
- Variable wire length

### Mounting parts (optional)

- Threaded stud at bottom of can (M8, max. torque = 5 Nm)
- Fast fixation for mounting into a hole of Ø 8 mm




### Technical data and specifications

Reference standards	IEC 60252-1 / UL810	
Safety class to IEC 60252-1 2001-02	P0	
Life expectancy to IEC 60252 2001	250 V/85 °C: 10,000 h (class B) 400 V/85 °C: 10,000 h (class B) 480 V/85 °C: 3,000 h (class C)	
Rated capacitance C <sub>R</sub>	See dimensions table	
Tolerance	±5%	
Rated voltage V <sub>R</sub>	250 V, 400 V, 480 V	
Rated frequency f <sub>R</sub>	50/60 Hz	
Maximum ratings		
Maximum permissible voltage V <sub>max</sub>	1.1 · V <sub>R</sub> (V <sub>R</sub> = Rated voltage)	
Maximum permissible current I <sub>max</sub>	1.3 · I <sub>R</sub> (I <sub>R</sub> = Rated current)	

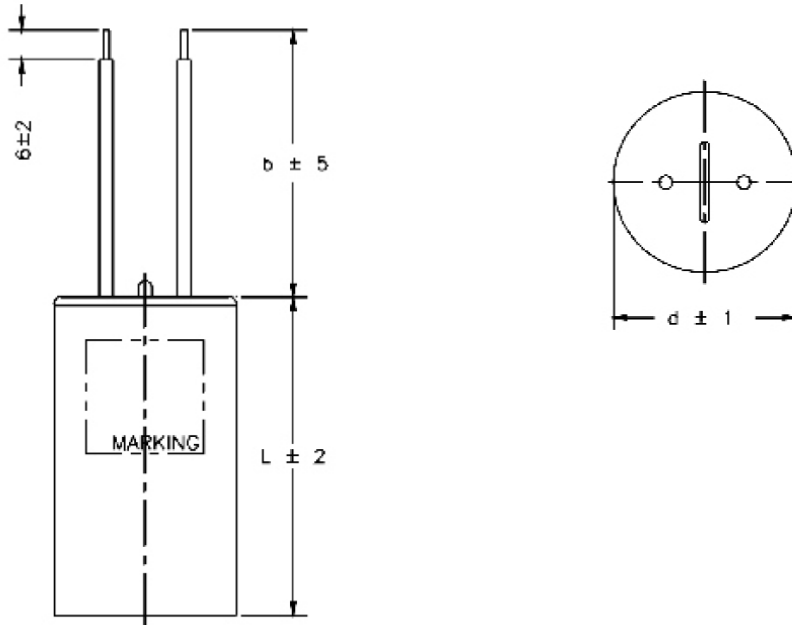
## Film capacitors – AC capacitors

### Motor Run Capacitors

**B32329 – MotorCap™**

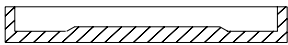
Test data		
AC test voltage terminal to terminal $V_{TT}$		$2 \cdot V_R$ , 2 s (routine test) $2 \cdot V_R$ , 60 s (type test)
Insulation resistance $R_{ins}$ or time constant $\tau$ at 20 °C, rel. humidity $\leq 65\%$ (minimum as-delivered values)		3,000 s
Dissipation factor $\tan \delta$ at 20 °C		$\leq 1.0 \cdot 10^{-3}$ (120 Hz)
Maximum rate of voltage rise $dV/dt_{max}$		10 V/ $\mu$ s
Climatic data		
Climatic category		25/085/21 to IEC 60068-1
Lower category $T_{min}$		-25 °C
Upper category $T_{max}$		+85 °C
Damp heat test $t_{test}$		21 days
Mechanical and thermal properties		
Ball pressure test to IEC 60309-1 sec. 27.3		20 N at 125 °C
Plastic can and top disk material		UL 94 V2 minimum
<ul style="list-style-type: none"> <li>■ UL 94 V2 compatible</li> <li>■ Glow wire test to IEC 60695-2-1/0 and -2-1/1              Test temp 550 °C for <math>I_R \leq 0.5</math> A              Test temp 750 °C for <math>I_R &gt; 0.5</math> A</li> </ul>		Self extinguish within 30 seconds of withdrawing the glow wire and without igniting wrapping tissue.
Tracking test to IEC 60112 solution A		> 250 V
Compatibility to RoHS		
Compliance to directive 2002/95/EC		
Approvals		
<b>VDE EN 60252</b>		
400 V/85 °C:	10,000 h (class B)	Approved
480 V/85 °C:	3,000 h (class C)	Approved
<b>UL 810 E183224</b>		
250 V		Approved
400 V		Approved
480 V		Approved

## Dimensional drawing

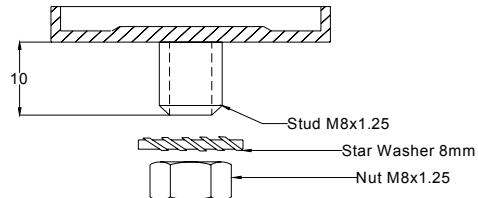


## Mounting options

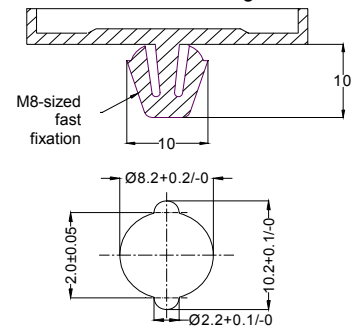
# = 1: Can without mounting



# = 3: Can with M8 bolt



# = 5: Fast fix mounting



**Ordering codes and packing units**

V <sub>R</sub> V AC	C <sub>R</sub> μF	Max. dimensions d × l mm	Ordering code	Packing units pcs.
250	1,5	25 × 58	B32329C1155J0#*	112
	2	25 × 58	B32329C1205J0#*	112
	3	25 × 58	B32329C1305J0#*	112
	4	25 × 58	B32329C1405J0#*	112
	5	25 × 58	B32329C1505J0#*	112
	6	25 × 58	B32329C1605J0#*	112
	7	25 × 58	B32329C1705J0#*	112
	7,5	25 × 58	B32329C1755J0#*	112
	8	25 × 58	B32329C1805J0#*	112
	9	30 × 62	B32329C1905J0#*	112
	10	30 × 62	B32329C1106J0#*	112
	12	30 × 62	B32329C1126J0#*	112
	14	30 × 62	B32329C1146J0#*	112
	15	30 × 62	B32329C1156J0#*	112
	16	30 × 62	B32329C1166J0#*	112
	18	30 × 62	B32329C1186J0#*	112
	20	35 × 62	B32329C1206J0#*	84
	22	35 × 62	B32329C1226J0#*	84
	25	35 × 71	B32329C1256J0#*	84
	30	35 × 71	B32329C1306J0#*	84
	35	40 × 71	B32329C1356J0#*	60
	40	40 × 71	B32329C1406J0#*	60
	45	40 × 71	B32329C1456J0#*	60
	50	40 × 95	B32329C1506J0#*	60
	55	40 × 95	B32329C1556J0#*	60
	60	40 × 95	B32329C1606J0#*	60

# Film capacitors – AC capacitors

## Motor Run Capacitors

## B32329 – MotorCap™

V <sub>R</sub> V AC	C <sub>R</sub> μF	Max. dimensions d × l mm	Ordering code	Packing units pcs.
400	1,5	25 × 58	B32329B4155J0#*	112
	2	25 × 58	B32329B4205J0#*	112
	3	25 × 58	B32329B4305J0#*	112
	4	25 × 58	B32329B4405J0#*	112
	5	30 × 62	B32329B4505J0#*	112
	6	30 × 62	B32329B4605J0#*	112
	7	35 × 62	B32329B4705J0#*	84
	7,5	35 × 62	B32329B4755J0#*	84
	8	35 × 62	B32329B4805J0#*	84
	9	35 × 62	B32329B4905J0#*	84
	10	35 × 62	B32329B4106J0#*	84
	12	35 × 71	B32329B4126J0#*	84
	14	35 × 71	B32329B4146J0#*	84
	15	40 × 71	B32329B4156J0#*	60
	16	40 × 71	B32329B4166J0#*	60
	18	40 × 71	B32329B4186J0#*	60
	20	40 × 71	B32329B4206J0#*	60
	22	40 × 71	B32329B4226J0#*	60
	25	40 × 95	B32329B4256J0#*	60
	30	40 × 95	B32329B4306J0#*	60
	35	45 × 95	B32329B4356J0#*	45
	40	45 × 95	B32329B4406J0#*	45
	45	50 × 95	B32329B4456J0#*	32
	50	50 × 95	B32329B4506J0#*	32
	55	50 × 95	B32329B4556J0#*	32
	60	50 × 95	B32329B4606J0#*	32

# Film capacitors – AC capacitors

## Motor Run Capacitors

## B32329 – MotorCap™

V <sub>R</sub> V AC	C <sub>R</sub> μF	Max. dimensions d × l mm	Ordering code	Packing units pcs.
480	3	30 × 62	B32329B9305J0#*	112
	4	30 × 62	B32329B9405J0#*	112
	6	35 × 62	B32329B9605J0#*	84
	7,5	35 × 62	B32329B9755J0#*	84
	8	35 × 71	B32329B9805J0#*	84
	10	40 × 71	B32329B9106J0#*	45
	12	40 × 71	B32329B9126J0#*	45
	15	45 × 71	B32329B9156J0#*	45
	16	45 × 71	B32329B9166J0#*	45
	20	45 × 71	B32329B9206J0#*	45
	22	45 × 71	B32329B9226J0#*	45
	25	45 × 95	B32329B9256J0#*	45
	30	45 × 95	B32329B9306J0#*	45
	35	45 × 95	B32329B9356J0#*	32
	40	45 × 120	B32329B9406J0#*	45
	45	50 × 120	B32329B9456J0#*	32
	50	50 × 120	B32329B9506J0#*	32


### Composition of ordering code:

#: Construction

- 1 plastic can
- 3 plastic can with M8 bolt
- 5 plastic can with fast fixation device, available for diameters 30 mm, 32 mm and 35 mm, others on request

\*: Wire length (dimension 'b' in drawing)

- 3 – 100 mm
- 7 – 200 mm
- 9 – 250 mm
- others on request

 Please read "Applications warning, installation and maintenance instructions" and the "General Safety Data Sheet for Power Capacitors" issued by ZVEI, which are available on the internet at [www.epcos.com/ac\\_capacitors](http://www.epcos.com/ac_capacitors), to ensure optimum performance and to prevent products from failing, and in worst case, bursting and fire. Information given in the data sheet reflects typical specifications. You are kindly requested to approve our product specifications or request our approval for your specification before ordering.

## Important notes

The following applies to all products named in this publication:

1. Some parts of this publication contain **statements about the suitability of our products for certain areas of application**. These statements are based on our knowledge of typical requirements that are often placed on our products in the areas of application concerned. We nevertheless expressly point out **that such statements cannot be regarded as binding statements about the suitability of our products for a particular customer application**. As a rule, EPCOS is either unfamiliar with individual customer applications or less familiar with them than the customers themselves. For these reasons, it is always ultimately incumbent on the customer to check and decide whether an EPCOS product with the properties described in the product specification is suitable for use in a particular customer application.
2. We also point out that **in individual cases, a malfunction of passive electronic components or failure before the end of their usual service life cannot be completely ruled out in the current state of the art, even if they are operated as specified**. In customer applications requiring a very high level of operational safety and especially in customer applications in which the malfunction or failure of a passive electronic component could endanger human life or health (e.g. in accident prevention or lifesaving systems), it must therefore be ensured by means of suitable design of the customer application or other action taken by the customer (e.g. installation of protective circuitry or redundancy) that no injury or damage is sustained by third parties in the event of malfunction or failure of a passive electronic component.
3. **The warnings, cautions and product specific notes must be observed.**
4. In order to satisfy certain technical requirements, **some of the products described in this publication may contain substances subject to restrictions in certain jurisdictions (e.g. because they are classed as “hazardous”)**. Useful information on this will be found in our Material Data Sheets on the Internet ([www.epcos.com/material](http://www.epcos.com/material)). Should you have any more detailed questions, please contact our sales offices.
5. We constantly strive to improve our products. Consequently, **the products described in this publication may change from time to time**. The same is true of the corresponding product specifications. Please check therefore to what extent product descriptions and specifications contained in this publication are still applicable before or when you place an order.  
  
We also **reserve the right to discontinue production and delivery of products**. Consequently, we cannot guarantee that all products named in this publication will always be available.
6. Unless otherwise agreed in individual contracts, **all orders are subject to the current version of the “General Terms of Delivery for Products and Services in the Electrical Industry” published by the German Electrical and Electronics Industry Association (ZVEI)**.
7. The trade names EPCOS, BAOKE, Alu-X, CeraDiode, CSSP, MiniBlue, MKK, MLSC, MotorCap, PCC, PhaseCap, PhaseMod, SIFI, SIKOREL, SilverCap, SIMDAD, SIMID, SineFormer, SIOV, SIP5D, SIP5K, ThermoFuse, WindCap are **trademarks registered or pending** in Europe and in other countries. Further information will be found on the Internet at [www.epcos.com/trademarks](http://www.epcos.com/trademarks).