



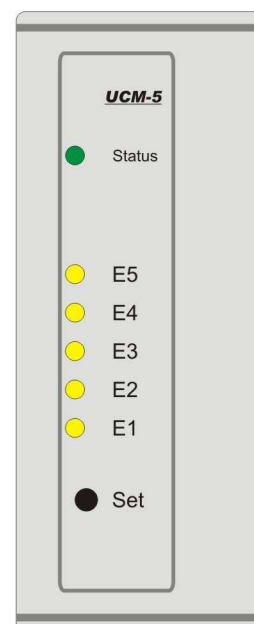
Film Capacitors – Power Factor Correction

S0-Impulse Module

Series/Type: UCM-5
Ordering code: B44066R1411E230
Date: February 2012
Version: 1

Characteristics

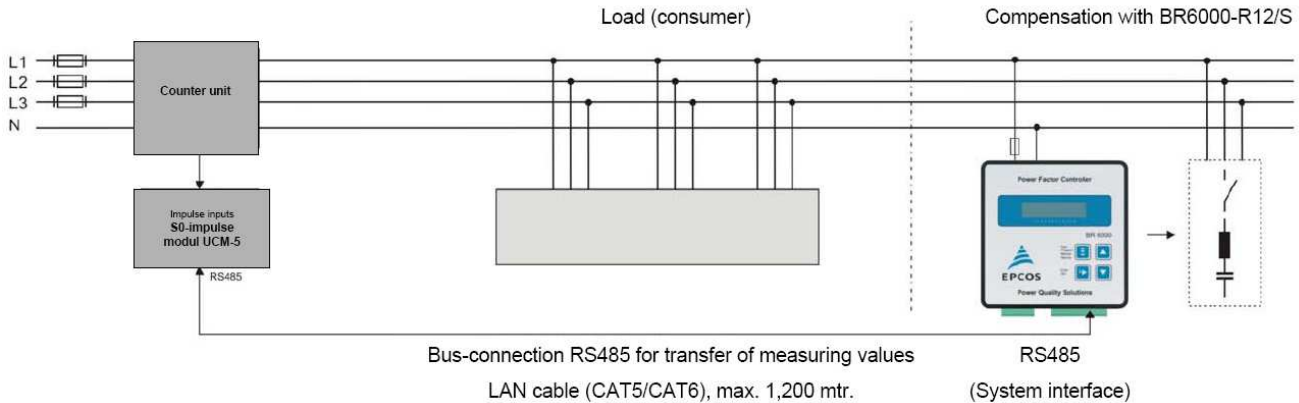
- Bus compatible S0-impulse module for MMI-energy and BR6000/BR7000 for conversion of counter impulses (Q+, Q-, P+, P-, synchronic) on RS485 (MODBUS-RTU protocol)
- Accessory for the processing of counter values in the PF controller (controlling of reactive power related to counter impulses instead of current transformer)
- Allows processing of counter values via Windows-software MMI-energy (included in the delivery): cost centre management, visualization and evaluation
- Cross-linking of up to 32 devices (UCM-5, MMI6000, MMI7000) at MODBUS
- Compact design in plastic casing
- Mounting on DIN-rail possible
- Evaluation software included in the delivery


Technical data and specifications

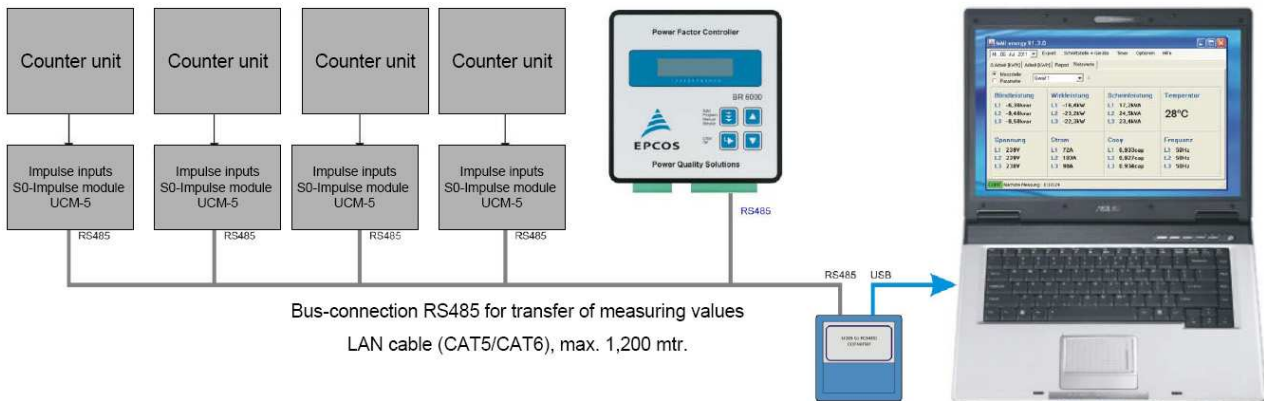
Dimensions	33 x 82 x 126 mm (W x H x D)
Weight	Approx. 0.1 kg
Power supply	24 V DC (18 ... 27 V)
Power consumption	> 1 VA
Inputs (S0-interface) 5 ... 27 V Galvanically separated	5 impulse inputs for P+, P- (consumption active power, delivery) Q+, Q- (reactive power inductive, capacitive) Synchronic impulse
Outputs	Interface RS485 (Modbus-RTU) 4-pole plug connector included in the delivery (via adapter: system interface RS485 possible)
Baud rate	9600, 19200, 38400 Baud (factory setting)
Operation mode cost center management	Readings recorder (counter values), for embedding of up to 32 devices (also MMI6000/MMI7000) in Modbus networks for further processing in software MMI-energy
PF-controller supported during controlling acc. counter impulses	BR6000-R12/S485 (version 5.0 onwards) BR7000
Degree of protection (VDE 0470)	IP20
Content of delivery	Compact device, software-CD
Allowed operation temperature	-10 ... +50 °C

Areas of applications

Recording and evaluation of counter values for processing (via RS485 interface) to PF controller BR6000/BR7000. Target is the controlling of reactive power related to the counter impulses instead of standard controlling related to measured load current via current transformer.

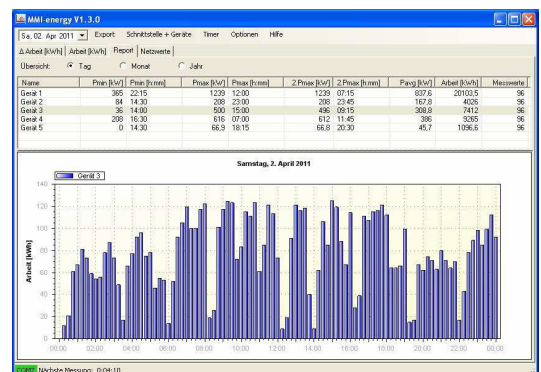


Set-up of a measuring system for recording of different counter values (e.g. for cost centre management). Up to 32 devices can be operated at the bus (MODBUS –RTU), even mixed with other devices as for example MMI6000 or MMI7000. Display and evaluation of measured values is done on PC with the software “MMI-energy” that is included in the delivery.



Evaluation software “MMI-energy” for PC (Windows-compatible, included in the delivery)

- Storage, display and evaluation of power and energy data on PC
- Single user and network solution available
- Graphical and numerical cost centre evaluation
- Supports UCM-5, MMI6000, MMI7000, BR6000, BR7000 at one bus (up to max. 32 devices possible)
- Zoom function, print function
- Parameterization of the UCM-5 included



Important notes

The following applies to all products named in this publication:

1. Some parts of this publication contain **statements about the suitability of our products for certain areas of application**. These statements are based on our knowledge of typical requirements that are often placed on our products in the areas of application concerned. We nevertheless expressly point out **that such statements cannot be regarded as binding statements about the suitability of our products for a particular customer application**. As a rule, EPCOS is either unfamiliar with individual customer applications or less familiar with them than the customers themselves. For these reasons, it is always ultimately incumbent on the customer to check and decide whether an EPCOS product with the properties described in the product specification is suitable for use in a particular customer application.
2. We also point out that **in individual cases, a malfunction of electronic components or failure before the end of their usual service life cannot be completely ruled out in the current state of the art, even if they are operated as specified**. In customer applications requiring a very high level of operational safety and especially in customer applications in which the malfunction or failure of an electronic component could endanger human life or health (e.g. in accident prevention or life-saving systems), it must therefore be ensured by means of suitable design of the customer application or other action taken by the customer (e.g. installation of protective circuitry or redundancy) that no injury or damage is sustained by third parties in the event of malfunction or failure of an electronic component.
3. **The warnings, cautions and product-specific notes must be observed.**
4. In order to satisfy certain technical requirements, **some of the products described in this publication may contain substances subject to restrictions in certain jurisdictions (e.g. because they are classed as hazardous)**. Useful information on this will be found in our Material Data Sheets on the Internet (www.epcos.com/material). Should you have any more detailed questions, please contact our sales offices.
5. We constantly strive to improve our products. Consequently, **the products described in this publication may change from time to time**. The same is true of the corresponding product specifications. Please check therefore to what extent product descriptions and specifications contained in this publication are still applicable before or when you place an order.

We also **reserve the right to discontinue production and delivery of products**. Consequently, we cannot guarantee that all products named in this publication will always be available. The aforementioned does not apply in the case of individual agreements deviating from the foregoing for customer-specific products.

6. Unless otherwise agreed in individual contracts, **all orders are subject to the current version of the "General Terms of Delivery for Products and Services in the Electrical Industry" published by the German Electrical and Electronics Industry Association (ZVEI)**.
7. The trade names EPCOS, BAOKE, Alu-X, CeraDiode, CSMP, CSSP, CTVS, DeltaCap, DigiSiMic, DSSP, FormFit, MiniBlue, MiniCell, MKD, MKK, MLSC, MotorCap, PCC, PhaseCap, PhaseCube, PhaseMod, PhiCap, SIFERRIT, SIFI, SIKOREL, SilverCap, SIMDAD, SiMic, SIMID, SineFormer, SIOV, SIP5D, SIP5K, ThermoFuse, WindCap are **trademarks registered or pending** in Europe and in other countries. Further information will be found on the Internet at www.epcos.com/trademarks.