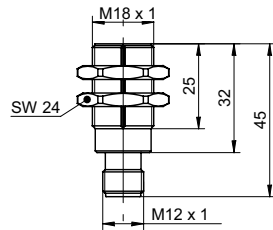


Magnetic angle sensors

MDRM 18I9524/S14A270

dimension drawing



general data

| | |
|-------------------------|------------------------------|
| angular range | 270° linear |
| resolution | 1,41 ° |
| system accuracy | ± 0,6 % |
| temperature drift | ± 0,1 % (Full Scale) |
| working distance max. | 4 mm, with magnet rotor MSFS |
| axial misalignment max. | 0,5 mm |

electrical data

| | |
|------------------------------------|---------------------------------|
| response time | < 2 ms |
| voltage supply range +Vs | 15 ... 30 VDC |
| current consumption max. (no load) | 30 mA |
| output signal | 4 ... 20 mA |
| load resistance | 500 Ohm/15 VDC, 1000 Ohm/30 VDC |
| output circuit | current output |
| short circuit protection | yes |
| reverse polarity protection | yes, Vs to GND |

mechanical data

| | |
|-------------------------|----------------------|
| connection types | connector M12 |
| type | cylindrical threaded |
| housing material | brass nickel plated |
| dimension | 18 mm |
| material (sensing face) | PBTP |

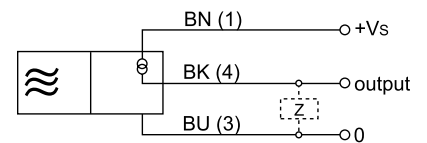
ambient conditions

| | |
|-----------------------|----------------|
| operating temperature | -40 ... +85 °C |
| protection class | IP 67 |

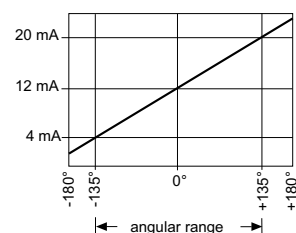
photo



connection diagram



output signal



• Rotor is available as an accessory