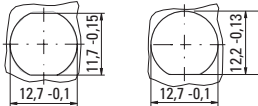
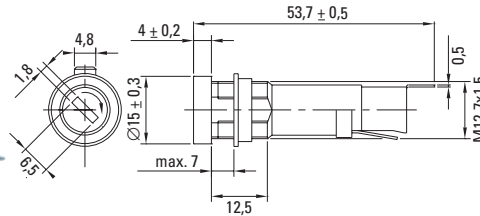


Holder / No. 860

Panel Mount, Shocksafe 5x20mm / 6.3x32mm Fuses

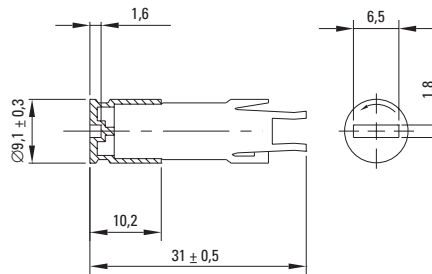


Panel alternatives

Cap / No. 865



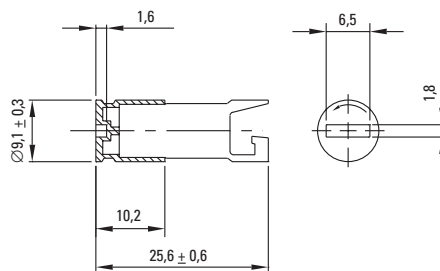
For 5x20mm Fuses



Cap / No. 866



For 6.3x32mm Fuses



Specifications

Standard
IEC 60127-6
UL 512
CSA C22.2. No.39

Approvals
VDE Report
SEMKO
UL Recognized
CSA Certified
SEV



Mounting

12.7mm diameter D-hole or double D-hole
Admissible torque on plastic hex nut is 1.2Nm

Terminals

Solderable or 4.8mm quick connect-fits 0.5mm tab

Protection Class & Category

IP 40 (IEC 60529)
PC2 (IEC 60127-6)

Materials

Holder/Cap: Black Thermoplastic, UL 94V0
Metal Parts: Copper alloy, corrosion protected
Terminals: Solderable, tinned

Electrical Data (23°C)

Rated Voltage: 250V
Rated Current: 10A (VDE/SEMKO)
16A (CSA)
20A (UL)
Rated Power: 4.0W (VDE/SEMKO)

Operating Temperature

-40°C to +85°C (consider de-rating)

Climatic Test

-40°C/+85°C/21 days (IEC 60068-2-1...3)

Stock Conditions

+10°C to +60°C
relative humidity ≤ 75% yearly average,
without dew, maximum value for 30 days - 95%

Vibration Resistance

24 cycles at 15 min. each (IEC 60068-2-6)
10 - 60Hz at 0.75mm amplitude
60 - 500Hz at 10g acceleration

Contact Resistance

≤ 5mΩ

Impulse Voltage

4 kV, 50 Hz, 1 min., dry

Insulation Resistance

> 10³ MΩ (500 VDC, 1 min.)

Solderability

235°C, 2 sec. (Wave)
350°C, 1 sec. (Soldering Iron)

Soldering Heat Resistance

350°C, 5 sec. (IEC 60068-2-20)

Minimum Cross Section

Conductor - 2.5mm²

Marking

860, 250V, Approvals

Unit Weight

5.3g (860) / 3.3g (865) / 2.5g (866)

Order Information

Packaging

Bulk (100 pcs.)

Order Numbers

Holder	No. 860 0000 100
Cap, 5x20mm	No. 865 0000 100
Cap, 6.3x32mm	No. 866 0000 100

Note: 1.00 means the number one with two decimal places. 1,000 means the number one thousand.



Specifications are subject to change without notice