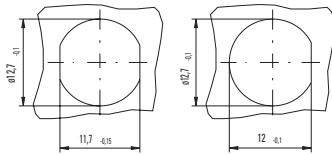
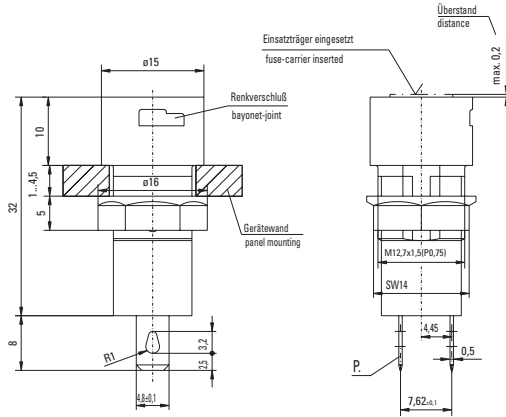


## Holder / No. 821



## Panel Mount , for 5x20mm Fuses



## Specifications

**Packaging**  
0 bulk (100 pcs.)

**Standard**  
IEC 60127-6  
UL 512  
CSA C22.2. No.39

### Approvals



### Mounting

12.7mm diameter D-hole or double D-hole (panel 1mm - 4.5mm)  
Admissible torque on plastic hex nut is 1.2Nm

### Terminals

Solderable or 4.8mm quick connect - fits 0.5mm tab

### Protection Class & Category

IP 40 (IEC 60529)  
PC2 (IEC 60127-6)

### Materials

Holder/Cap: Thermoplastic  
Polyamide PA 6.6, UL94 V-0, black  
Metal Parts: Copper alloy, corrosion protected  
Terminals: solderable, tinned

### Electrical Data (23°C)

Rated Voltage: 250V  
Rated Current: 6.3A (VDE/SEMKO)  
16A (UL/CSA)  
Rated Power : 4W (SEMKO)  
2.5W (VDE)

### Operating Temperature

-25°C to +70°C (consider de-rating)

### Climatic Test

-25°C/+70°C/21 days (IEC 60068-2-1...3)

### Stock Conditions

+10°C to +60°C  
relative humidity ≤ 75% yearly average, without dew, maximum value for 30 days - 95%

### Vibration Resistance

24 cycles at 15 min. each (IEC 60068-2-6)  
10 - 60Hz at 0.75mm amplitude  
60 - 2000Hz at 10g acceleration

### Contact Resistance

≤ 5mΩ

### Dielectric Strength

> 1.5 kV

### Impulse Voltage

4 kV with 1,2µs/50µs

### Insulation Resistance

> 10 MΩ (500VDC, 1 min.)

### Solderability

235 °C, 2 sec. (soldering bath) (IEC 60068-2-20)  
350 °C, 3 sec. (soldering iron) (IEC 60068-2-20)

### Soldering Heat Resistance

260°C, 5 sec. (IEC 60068-2-20)

### Minimum Cross Section

Conductor - 2.5mm<sup>2</sup>

### Marking

821, 250V, Approvals

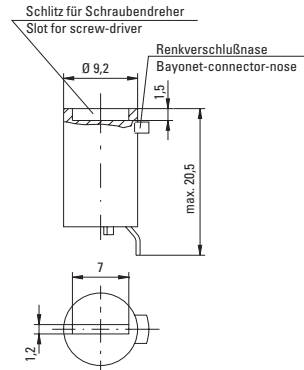
### Unit Weight

4.0g (821) / 1.6g (835) / 2.2g (837)

## Cap / No. 835



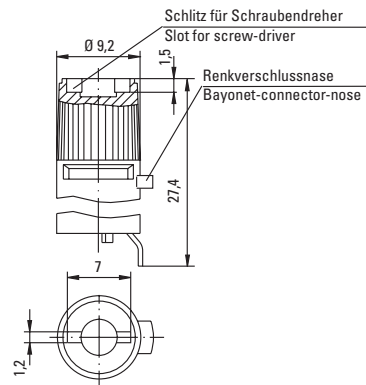
Flush Mount Type



## Cap / No. 837



Finger Grip Type



### Order Info

Qty.	Order Number	Series		Packaging
			0000 00	0

Note: 1.00 means the number one with two decimal places. 1,000 means the number one thousand.

Specifications are subject to change without notice