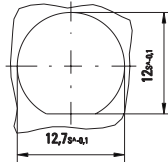
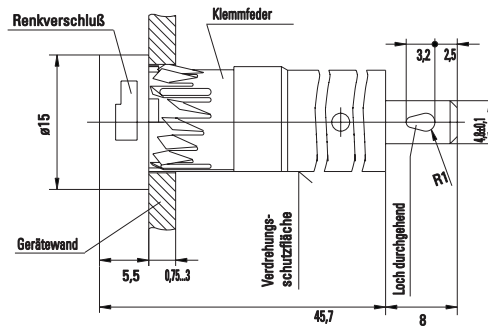
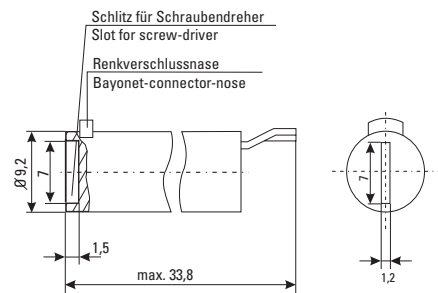


# Holder / No. 803 01 Panel Mount for 500 Volts



Panel Mounting Hole

# Cap / No. 816 for 500 Volt



For 6.3x32 mm Fuses

## Specifications

### Packaging

0 bulk (100 pcs.)

### Standard

IEC 60127-6  
UL 512  
CSA C22.2

### Approvals



### Mounting

Pluggable with clamping spring in 12.7mm diameter D-hole (panel of 0.75mm - 3 mm)

### Terminals

Solderable or 4.8mm quick connect-fits 0.5mm tab

### Protection Class & Category

IP 40 (IEC 60529)  
PC2 (IEC 60127-6)

### Materials

- Holder / Cap: Thermoplastic (Polyamide PA 6.6), black, UL94 V-0
- Clamp spring: non-corrosion metal, untreated
- Metal Parts: Copper alloy, corrosion protected
- Terminals: solderable tinned

### Electrical Data (23°C)

Rated Voltage: 500 V  
Rated Current: 10 A (VDE/SEMKO)  
16 A (UL/CSA)  
Rated Power : 4 W (VDE/SEMKO)

### Operating Temperature

-25°C to +70°C (consider de-rating)

### Climatic Test

-25 °C/+70 °C/21 days (IEC 60068-2-1...3)

### Stock Conditions

+10°C to +60°C  
relative humidity ≤ 75% yearly average, without dew, maximum value for 30 days - 95%

### Contact Resistance

≤ 5mΩ

### Dielectric Strength

> 2 kV

### Impulse Voltage

4 kV with 1.2 / 50 μs

### Insulation Resistance

> 10<sup>3</sup> MΩ (500 VDC, 1 min.)

### Solderability

235°C, 2 sec. (soldering bath) (IEC 60068-2-20)  
350 °C, 3 sek. (soldering iron) (IEC 60068-2-20)

### Soldering Heat Resistance

260°C, 5 sec. (soldering bath) (IEC 60068-2-20)

### Minimum Cross Section

Conductor - 2.5mm<sup>2</sup>

### Marking

803, 500 V, Approvals

### Unit Weight

4.9 g (803) / 2.0 g (816)



## Order Information

Qty.	Order-Number	Series		Packaging
		0000	00	0

Note: 1.00 means the number one with two decimal places. 1,000 means the number one thousand.

Specifications are subject to change without notice