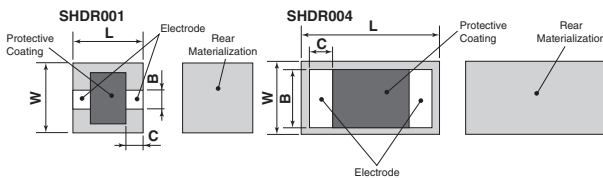


features

SHDR

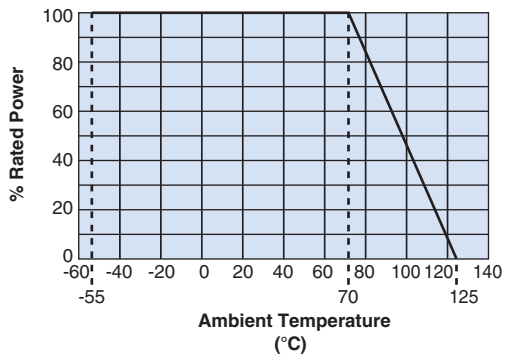
- Good frequency characteristics up to 15GHz: Reflection coefficient-not more than -15dB (Representative value of SHDR001, 50Ω)
- Wire-bonding form mounting
- Most suitable for terminal resistors for high frequency circuits

dimensions and construction



Type (Inch Size Code)	Dimensions inches (mm)				
	L	W	c	d	t
SHDR001	.020±.002 (0.5±0.05)	.020±.002 (0.5±0.05)	.004±.001 (0.1±0.02)	.005±.001 (0.12±0.02)	.008±.002 (0.2±0.05)
SHDR004	.039±.002 (1.0±0.05)	.020±.002 (0.5±0.05)	.009±.001 (0.22±0.02)	.016±.001 (0.4±0.02)	.008±.002 (0.2±0.05)

Derating Curve



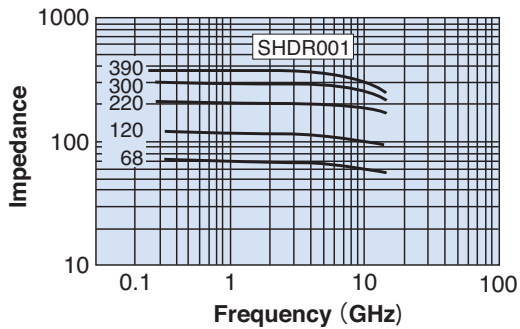
ordering information

New Part #	SHDR	001	G	K	500	J
Type	SHDR	001	G	K	500	J
Size		001: 0.5X0.5mm 004: 1.0X0.5mm				
Termination Material			G: Au			
Packaging				K: Chip Tray		
Nominal Resistance					3 digits	
Resistance Tolerance						J: ±5.0%

applications and ratings

Part Designation	Power Rating	Resistance Range (Ω) E-12	T.C.R. ($\times 10^{-6}/K$)	Resistance Tolerance
SHDR001	1/32W (.031W)	22~390 & 50, 75	-100 \pm 50	J: \pm 5%
SHDR004	1/16W (.062W)	22~470 & 50, 75		
	1/32W (.031W)	560~1k & 500		

SHDR Frequency Characteristics



environmental applications

Performance Characteristics

Parameter	Requirement $\Delta R \pm(\% + 0.05\Omega)$	Test Method
Resistance	Within specified tolerance	25°C
T.C.R.	Within specified T.C.R.	+25°C/+65°C
Endurance at 70°	+1.0%	Continuous turning on electricity of rated power, 1000h 1.5h ON/ 0.5 OFF cycle
Moisture Resistance	+1.0%	Continuous turning on electricity of rated power, 1000h 1.5h ON/ 0.5 OFF cycle
Rapid Change of Temperature	+1.0%	-55°C (30min.) / +125°C (30min.) 100 cycles