

- GENERAL PURPOSE SILICON DIODES
- METALLURGICALLY BONDED

**CDLL483B**  
**CDLL485B**  
**CDLL486B**

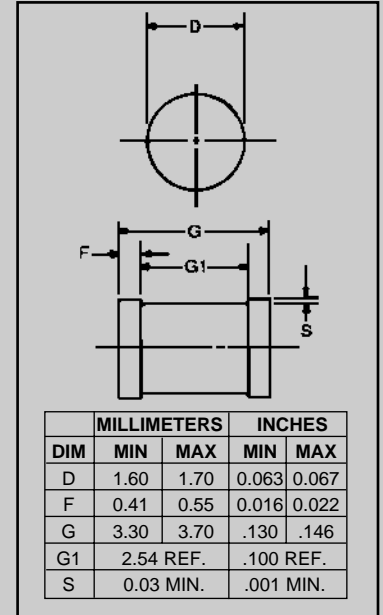
### MAXIMUM RATINGS

Operating Temperature: -65°C to +175°C  
 Storage Temperature: -65°C to +175°C  
 Operating Current: 200 mA  
 Derating: 1.2mA/°C from 25°C to 150°C  
 1.0mA/°C from 150°C to 175°C  
 Forward Current: 650mA

### ELECTRICAL CHARACTERISTICS @ 25°C, unless otherwise specified

TYPE	$V_{RM}$	$V_{RWM}$	$I_O$	$I_O$ $T_A = +150^\circ C$	$I_{FSM}$ $T_P = 1/120\ S$ $T_A = 25^\circ C$
	$V_{(pk)}$	$V_{(pk)}$	mA	mA	A
CDLL483B	80	70	200	50	2
CDLL485B	180	180	200	50	2
CDLL486B	250	225	200	50	2

TYPE	$V_F$ @ 100mA	$I_{R1}$ at $V_{RWM}$ $T_A = 25^\circ C$	$I_{R2}$ at $V_{RM}$ $T_A = 25^\circ C$	$I_{R3}$ at $V_{RWM}$ $T_A = 150^\circ C$
	V dc	nA dc	$\mu A$	$\mu A$ dc
CDLL483B	0.8 - 1.0	25	100	5
CDLL485B	0.8 - 1.0	25	100	5
CDLL486B	0.8 - 1.0	25	100	5



**FIGURE 1**

### DESIGN DATA

**CASE:** DO-213AA, Hermetically sealed glass case. (MELF, SOD-80, LL34)

**LEAD FINISH:** Tin / Lead

**THERMAL RESISTANCE:** ( $R_{\theta JEC}$ ):  
100 °C/W maximum

**THERMAL IMPEDANCE:** ( $Z_{\theta JX}$ ): 35 °C/W maximum

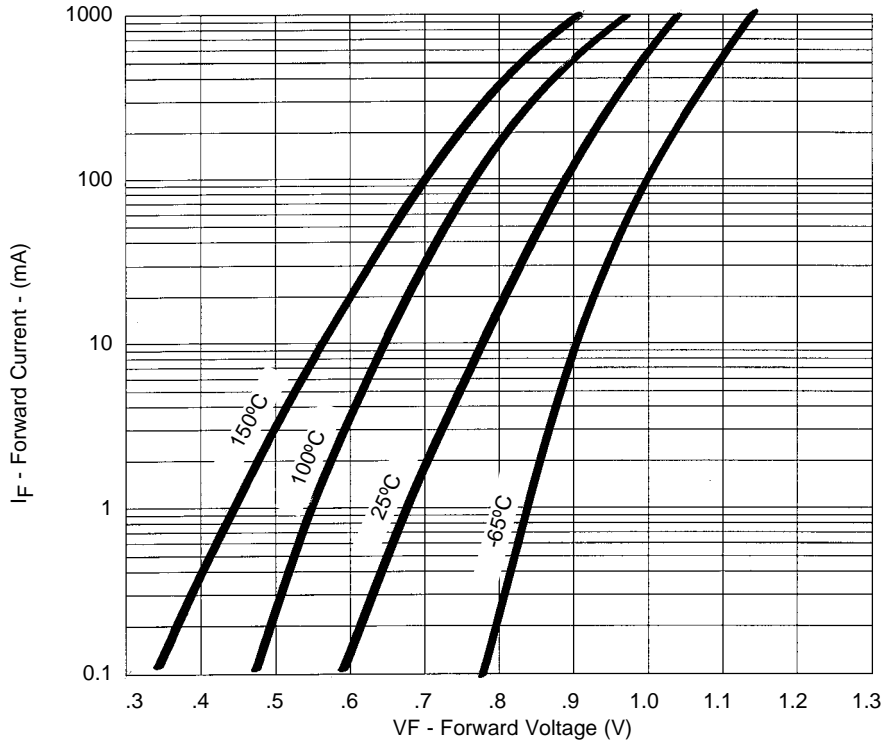
**POLARITY:** Cathode end is banded.

**MOUNTING POSITION:** Any.

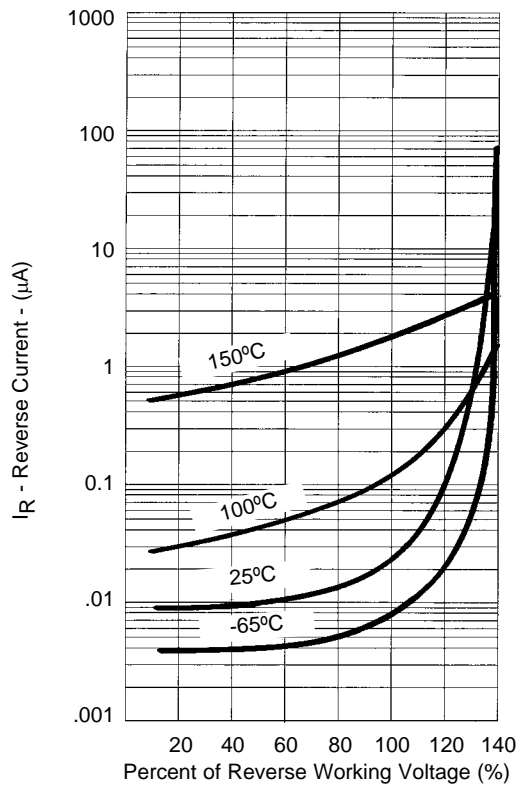
**MOUNTING SURFACE SELECTION:**  
The Axial Coefficient of Expansion (COE) Of this Device is Approximately +6PPM/°C. The COE of the Mounting Surface System Should Be Selected To Provide A Suitable Match With This Device.



# CDLL483B, CDLL485B and CDLL486B



**FIGURE 2**  
Typical Forward Current  
vs Forward Voltage



**NOTE :** All temperatures shown on graphs are junction temperatures

**FIGURE 3**  
Typical Reverse Current  
vs Reverse Voltage