

DUAL SCHOTTKY POWER RECTIFIER

Qualified per MIL-PRF-19500/608

DEVICES

1N6660 1N6660R
1N6660CCT1 1N6660CAT1 1N6660DT1

LEVELS
JAN
JANTX
JANTXV

ABSOLUTE MAXIMUM RATINGS ($T_C = +25^\circ\text{C}$ unless otherwise noted)(Per Diode)

Parameters / Test Conditions	Symbol	Value	Unit
Peak Repetitive Reverse Voltage	V_{RWM}	45	V
Working Peak Reverse Voltage	V_{RRM}	45	V
DC Blocking Voltage	V_R	45	V
Average Forward Current, 25°C	I_o	15 Note 1	Apk
Peak Surge Forward Current @ $t_p = 8.3\text{ms}$, half sinewave, $I_o = 0$; $V_{RM} = 0$	I_{FSM}	300	Apk
Thermal Resistance, Junction to Case	$R_{\theta jc}$	1.65	$^\circ\text{C}/\text{W}$
Thermal Resistance, Junction to Ambient	$R_{\theta ja}$	40	$^\circ\text{C}/\text{W}$
Operating Junction Temperature	T_j	-65°C to 150	$^\circ\text{C}$
Storage Temperature	T_{stg}	-65°C to 150	$^\circ\text{C}$

Note:

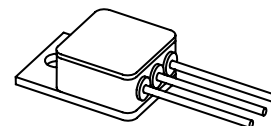
1. Derate linearly @ $300\text{mA}/^\circ\text{C}$ from $T_j = T_c = +100^\circ\text{C}$ to 150°C

ELECTRICAL CHARACTERISTICS ($T_A = +25^\circ\text{C}$, unless otherwise noted)

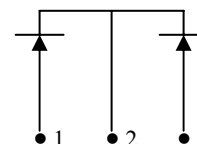
Parameters / Test Conditions	Symbol	Min.	Max.	Unit
OFF CHARACTERISTICS				
Forward Voltage $I_F = 5\text{A}$, $T_j = 25^\circ\text{C}^*$ $I_F = 15\text{A}$, $T_j = 25^\circ\text{C}^*$ $I_F = 30\text{A}$, $T_j = 25^\circ\text{C}^*$ $I_F = 15\text{A}$, $T_j = -55^\circ\text{C}^*$	V_F		0.55 0.75 1.0 0.80	V
Reverse Current $V_R = 45\text{V}$, $T_j = 25^\circ\text{C}$ $V_R = 45\text{V}$, $T_j = 125^\circ\text{C}$	I_R		1.0 40	mA
Junction Capacitance $V_R = 5\text{V}$ $f = 1\text{MHz}$	C_j		2000	pF

* Pulse test: Pulse width 300 μsec , Duty cycle 2%

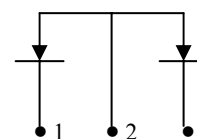
30 Amp / 45 Volts
COMMON CATHODE
OR
COMMON ANODE
SCHOTTKY RECTIFIER



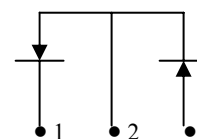
TO-254



1N6660 & 1N6660CCT1

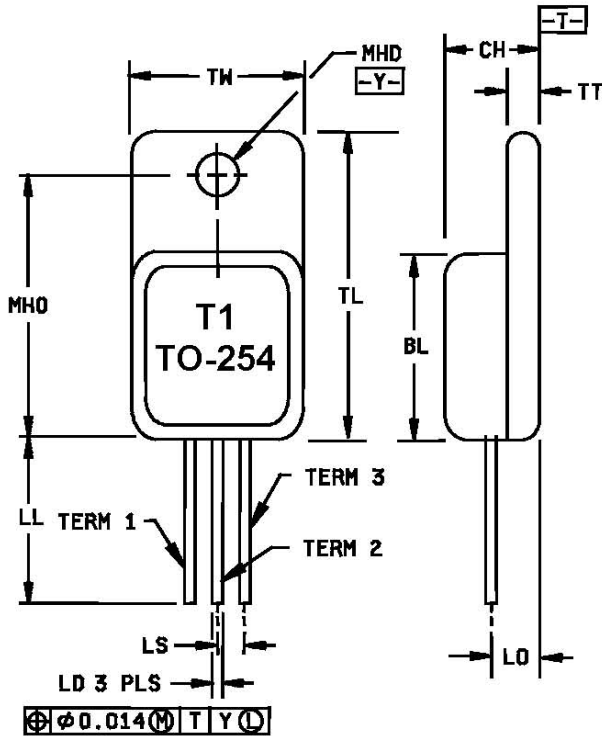


1N6660R & 1N6660CAT1



1N6660DT1

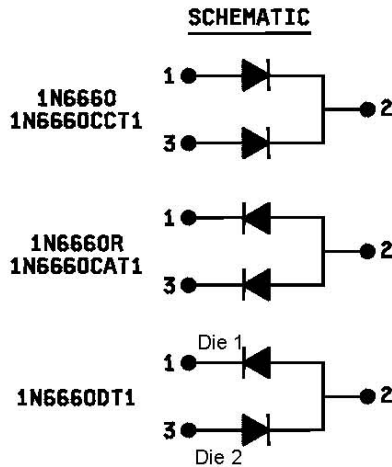
PACKAGE DIMENSIONS



Ltr	Dimensions			
	Inches		Millimeters	
	Min	Max	Min	Max
BL	.535	.545	13.59	13.84
CH	.249	.260	6.32	6.60
LD	.035	.045	0.89	1.14
LL	.510	.570	12.95	14.48
LO	.150 BSC		3.81 BSC	
LS	.150 BSC		3.81 BSC	
MHD	.139	.149	3.53	3.78
MHO	.665	.685	16.89	17.40
TL	.790	.800	20.07	20.32
TT	.040	.050	1.02	1.27
TW	.535	.545	13.59	13.84

NOTES:

1. Dimensions are in inches
2. Millimeters are given for general information only.
3. All terminals are isolated from case.
4. In accordance with ASME Y14.5M, diameters are equivalent to Φ x symbology.



Types 1N6660, 1N6660CCT1, 1N6660R, 1N6660CAT1, and 1N6660DT1

FIGURE 1. Physical dimensions and configuration (TO-254AA).