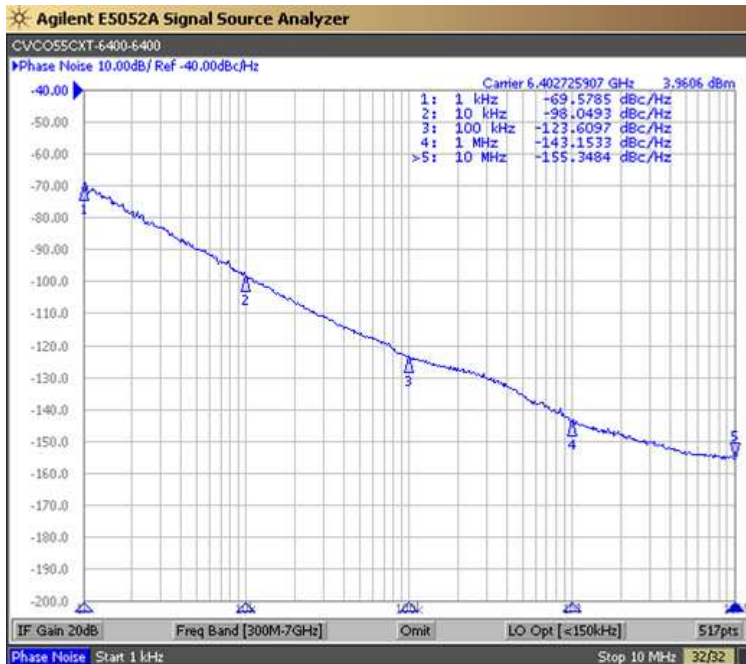
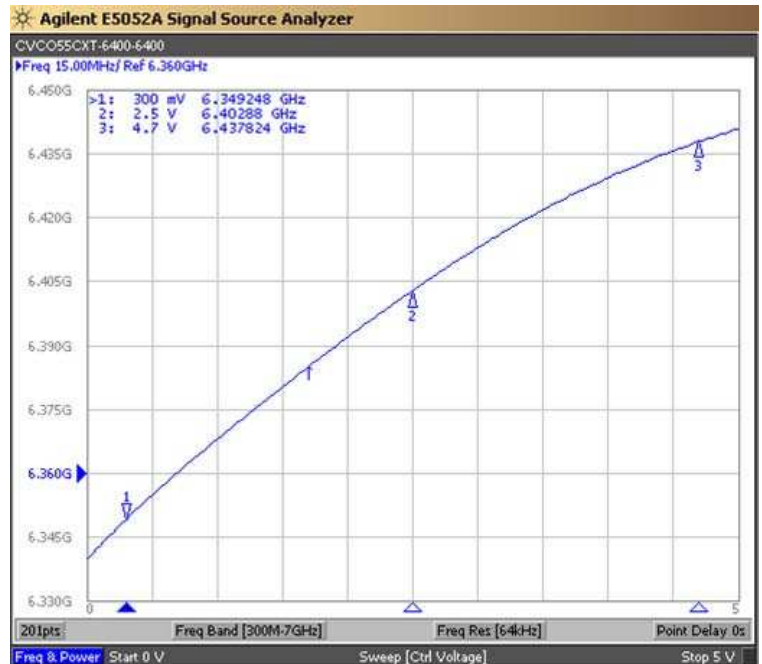


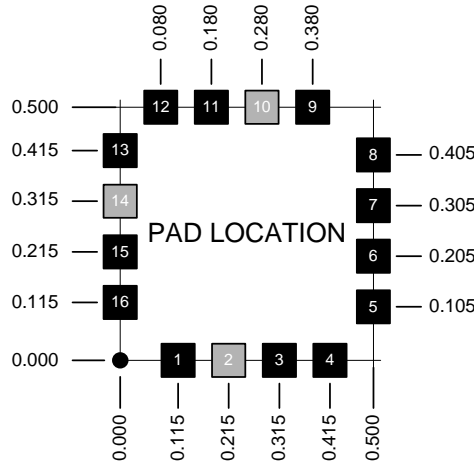
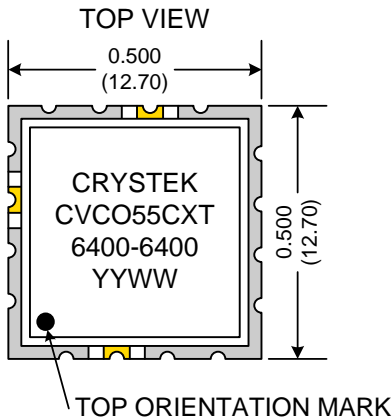
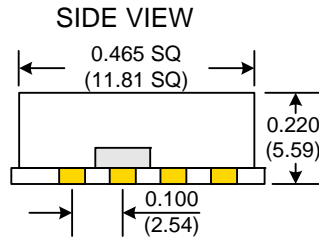
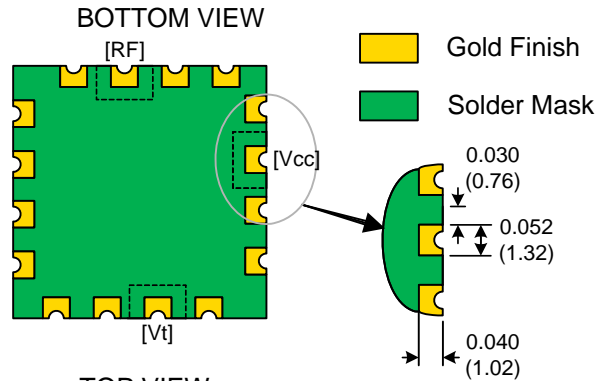
PERFORMANCE SPECIFICATION	MIN	TYP	MAX	UNITS
Lower Frequency:			6400	MHz
Upper Frequency:	6400			MHz
Tuning Voltage:	0.3		4.7	VDC
Supply Voltage:	7.6	8.0	8.4	VDC
Output Power:	+2.0	+5.0	+8.0	dBm
Supply Current:		30	35	mA
Harmonic, F×(0.5):		-30	-20	dBc
Harmonic, F×(1.5):		-35	-25	dBc
Harmonic, F×(2.0):		-30	-20	dBc
Pushing:		1.5	3.0	MHz/V
Pulling, all Phases:		0.5	1.0	MHz pk-pk
Tuning Sensitivity:		10		MHz/V
Phase Noise @ 10kHz offset:		-100	-95	dBc/Hz
Load Impedance:		50		Ω
Input Capacitance:			10	pF
Operating Temperature Range:	-40		+85	°C
Storage Temperature Range:	-45		+90	°C

Phase Noise (1 Hz BW, Typical)



Tuning Curve (Typical)

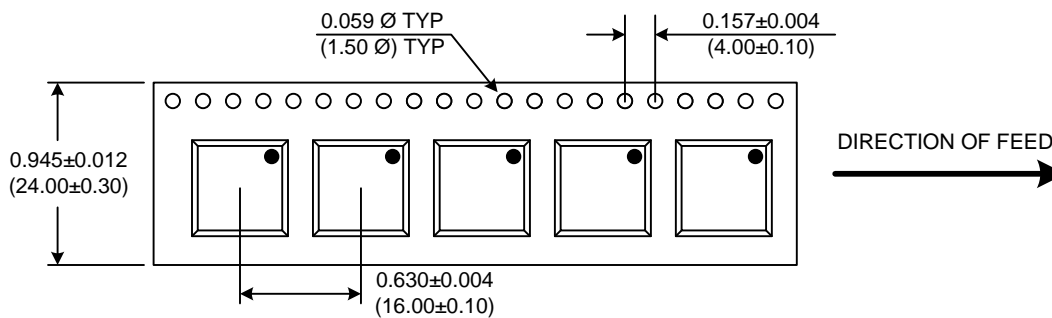




Pad	Connection
2	Vt
10	RF-OUTPUT
14	Vcc
Others	GROUND

- Unless otherwise specified, Dimensions are in: $\frac{IN}{(mm)}$
- Pad Location Dimensions are in: Inches

TAPE AND REEL



Drawing not to scale

Product Control:

Crystek Part Number:	CVCO55CXT-6400-6400	Release Date:	18-Sep-12
Revision Level:	C	Responsible:	C. Vales

Specification is subject to change without notice

Page 2 of 2