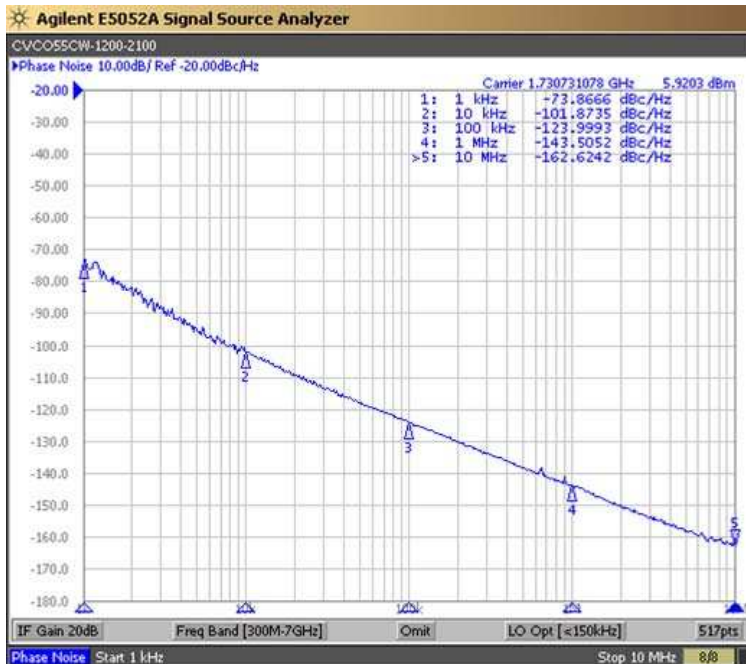
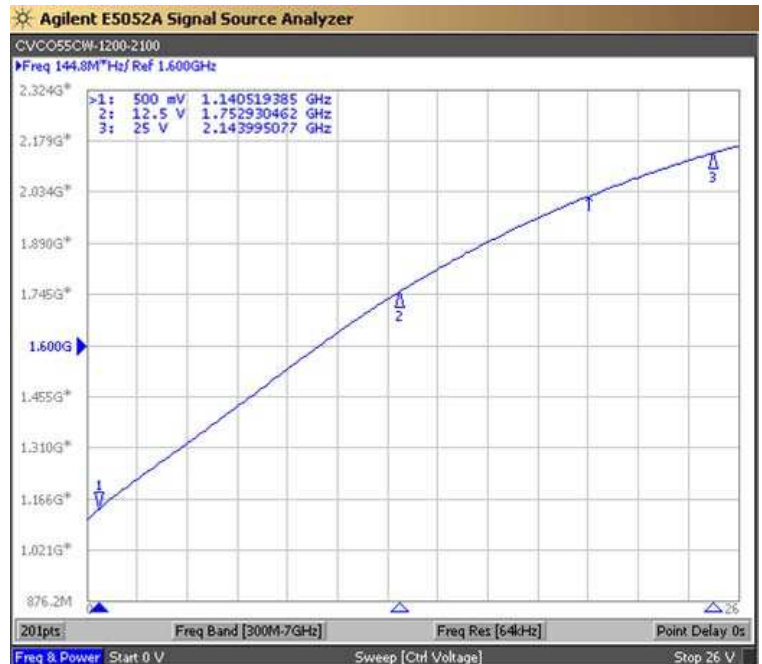


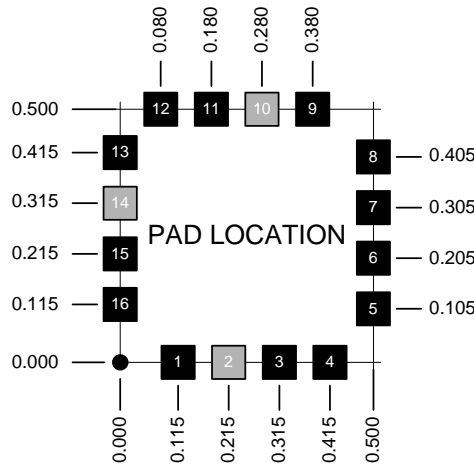
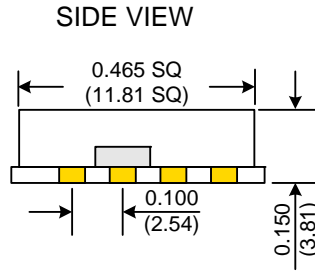
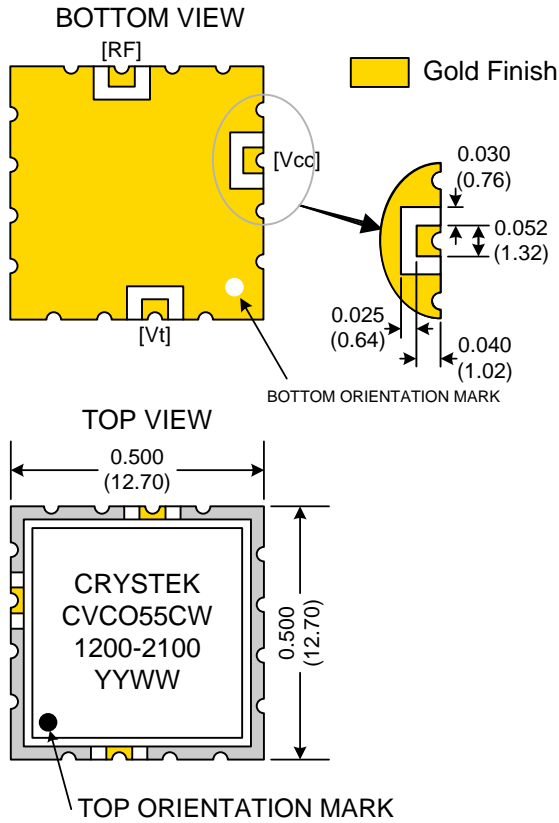
PERFORMANCE SPECIFICATION	MIN	TYP	MAX	UNITS
Lower Frequency:			1200	MHz
Upper Frequency:	2100			MHz
Tuning Voltage:	0.5		25.0	VDC
Supply Voltage:	11.5	12.0	12.5	VDC
Output Power:	+2.5	+6.0	+9.5	dBm
Supply Current:			35	mA
Harmonic Suppression (2 nd Harmonic):			-8	dBc
Pushing:			10.0	MHz/V
Pulling, all Phases:			25.0	MHz pk-pk
Tuning Sensitivity:		45		MHz/V
Phase Noise @ 10kHz offset:			-95	dBc/Hz
Phase Noise @ 100kHz offset:			-120	dBc/Hz
Load Impedance:		50		Ω
Input Capacitance:			27	pF
Operating Temperature Range:	-40		+85	$^{\circ}$ C
Storage Temperature Range:	-45		+90	$^{\circ}$ C

Phase Noise (1 Hz BW, Typical)



Tuning Curve (Typical)

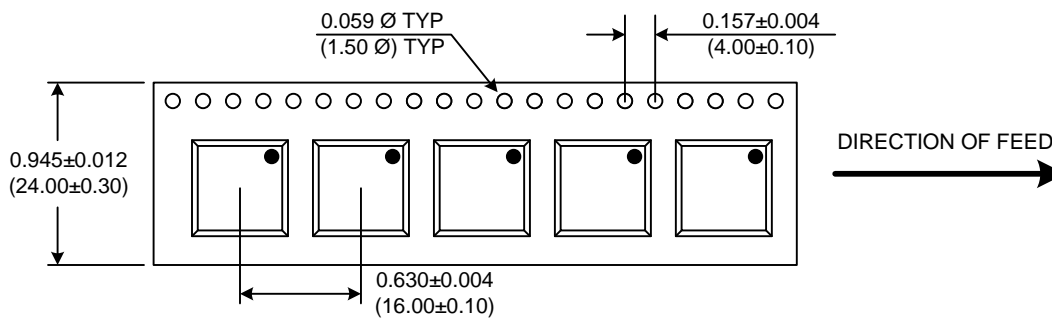




Pad	Connection
2	Vt
10	RF-OUTPUT
14	Vcc
Others	GROUND

- Unless otherwise specified, Dimensions are in: $\frac{IN}{(mm)}$
- Pad Location Dimensions are in: Inches

TAPE AND REEL



Drawing not to scale

Product Control:

Crystek Part Number:	CVCO55CW-1200-2100	Release Date:	13-Dec-10
Revision Level:	A	Responsible:	C. Vales

Specification is subject to change without notice