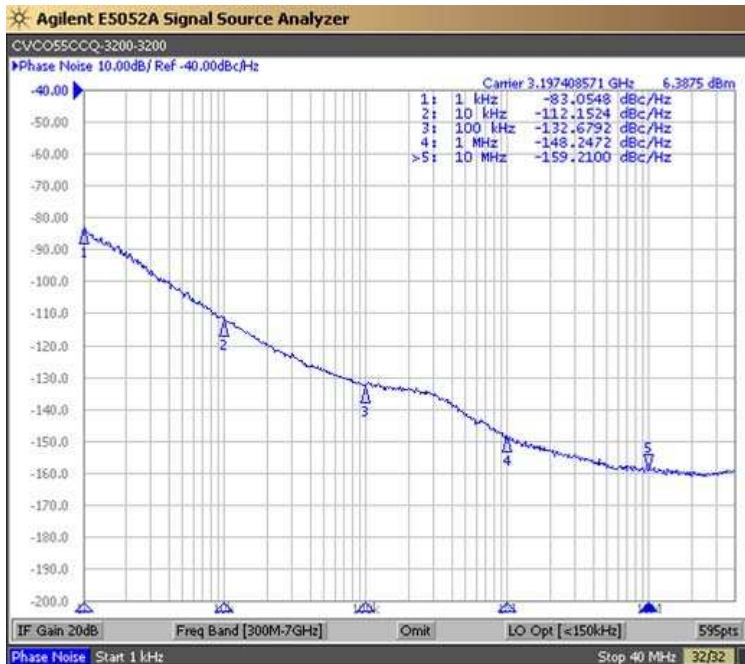


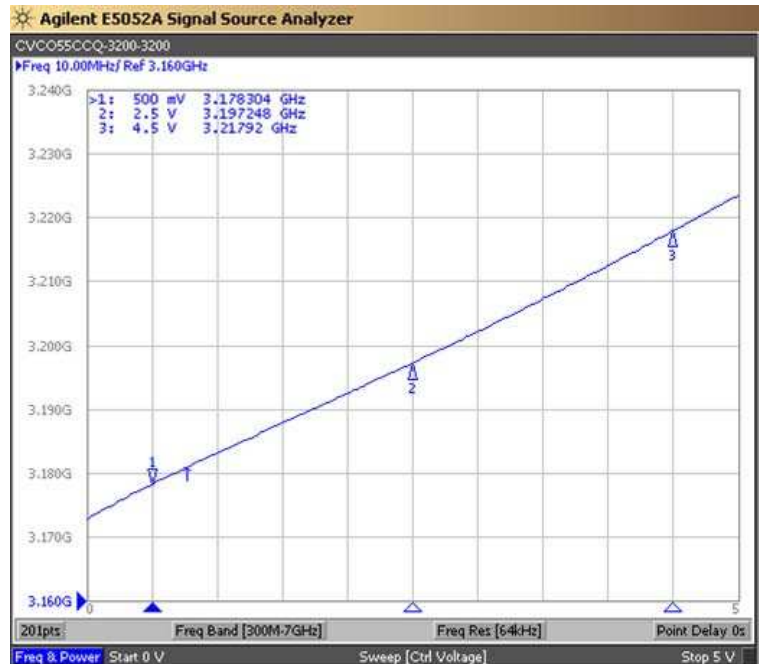


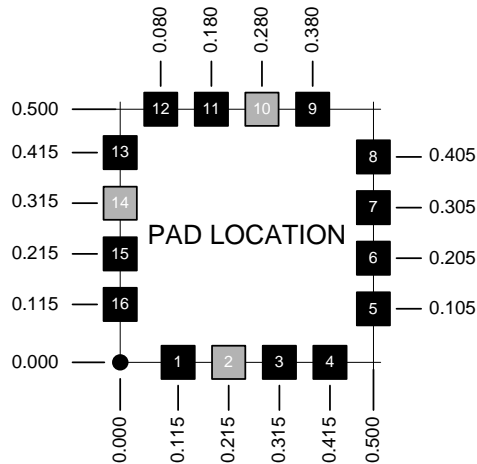
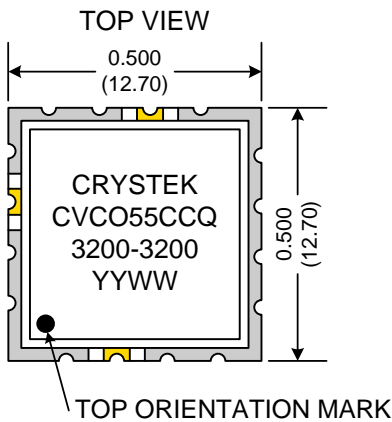
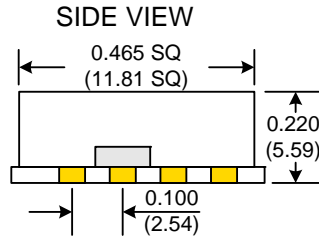
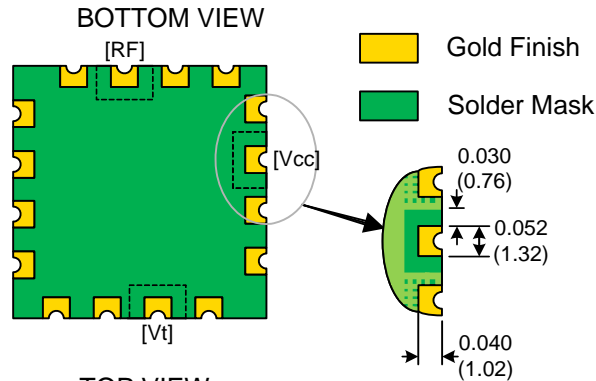
PERFORMANCE SPECIFICATION	MIN	TYP	MAX	UNITS
Lower Frequency:			3200	MHz
Upper Frequency:	3200			MHz
Tuning Voltage:	0.5		4.5	VDC
Supply Voltage:	5.7	6.0	6.3	VDC
Output Power:	+4.0	+6.0	+8.0	dBm
Supply Current:		27		mA
Harmonic Suppression (2 <sup>nd</sup> Harmonic):		-12	-8	dBc
Pushing:		0.1		MHz/V
Pulling, all Phases:		0.3		MHz pk-pk
Tuning Sensitivity:		8		MHz/V
Phase Noise @ 10kHz offset:		-115	-110	dBc/Hz
Phase Noise @ 100kHz offset:		-135	-130	dBc/Hz
Load Impedance:		50		$\Omega$
Input Capacitance:		10		pF
Operating Temperature Range:	-40		+85	$^{\circ}$ C
Storage Temperature Range:	-45		+90	$^{\circ}$ C

Phase Noise (1 Hz BW, Typical)



Tuning Curve (Typical)

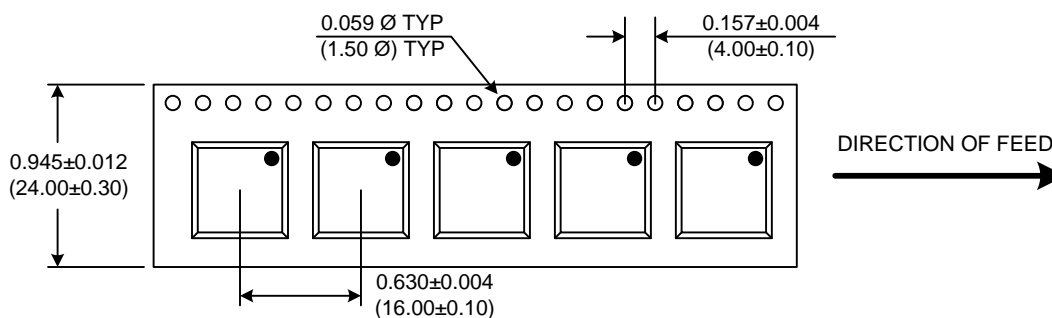




Pad	Connection
2	Vt
10	RF-OUTPUT
14	Vcc
Others	GROUND

- Unless otherwise specified, Dimensions are in:  $\frac{IN}{(mm)}$
- Pad Location Dimensions are in: Inches

**TAPE AND REEL**



Drawing not to scale

**Product Control:**

Crystek Part Number:	CVCO55CCQ-3200-3200	Release Date:	26-Jan-12
Revision Level:	A	Responsible:	C. Vales

Specification is subject to change without notice

Page 2 of 2