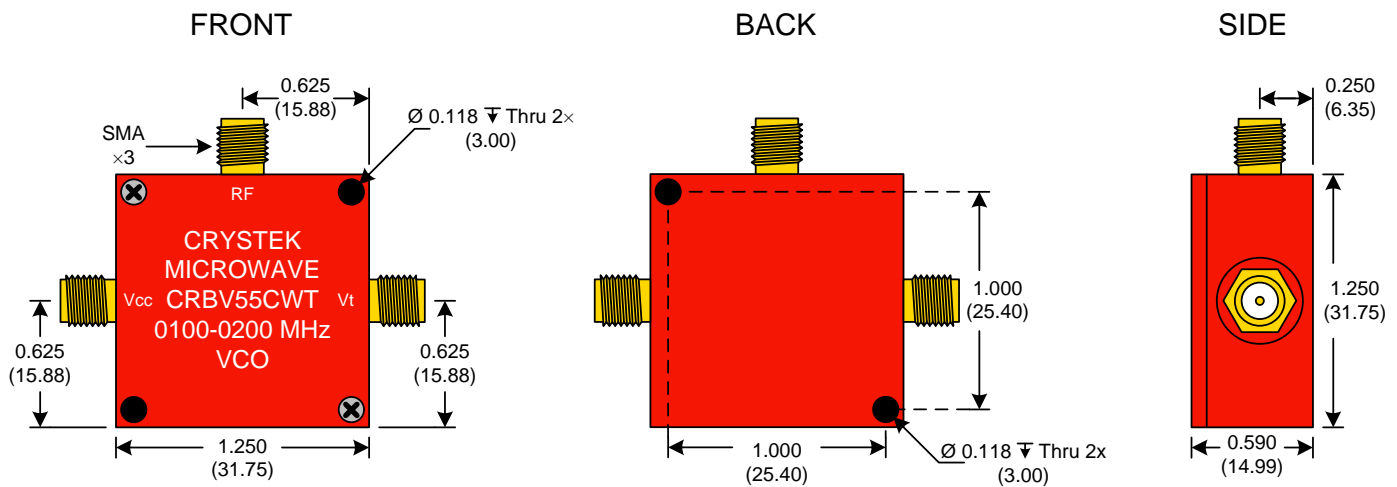


PERFORMANCE SPECIFICATION	MIN	TYP	MAX	UNITS
Lower Frequency:			100	MHz
Upper Frequency:	200			MHz
Tuning Voltage:	0		12.5	VDC
Supply Voltage:	11.4	12.0	12.6	VDC
Output Power:	+5.0	+8.0	+11.0	dBm
Supply Current:		20	23	mA
Harmonic Suppression (2 nd Harmonic)		-10		dBc
Pushing:		0.2		MHz/V
Pulling, all Phases:		0.5		MHz pk-pk
Tuning Sensitivity:		10		MHz/V
Phase Noise @ 10kHz offset:		-108		dBc/Hz
Phase Noise @ 100kHz offset:		-130		dBc/Hz
Load Impedance:		50		Ω
Input Capacitance:			10	pF
Operating Temperature Range:	-40		+85	$^{\circ}\text{C}$
Storage Temperature Range:	-45		+90	$^{\circ}\text{C}$



● Unless otherwise specified, Dimensions are in: $\frac{\text{IN}}{\text{mm}}$

Product Control:

Crystek Part Number:	CRBV55CWT-0100-0200	Release Date:	10-Feb-12
Revision Level:	A	Responsible:	C. Vales

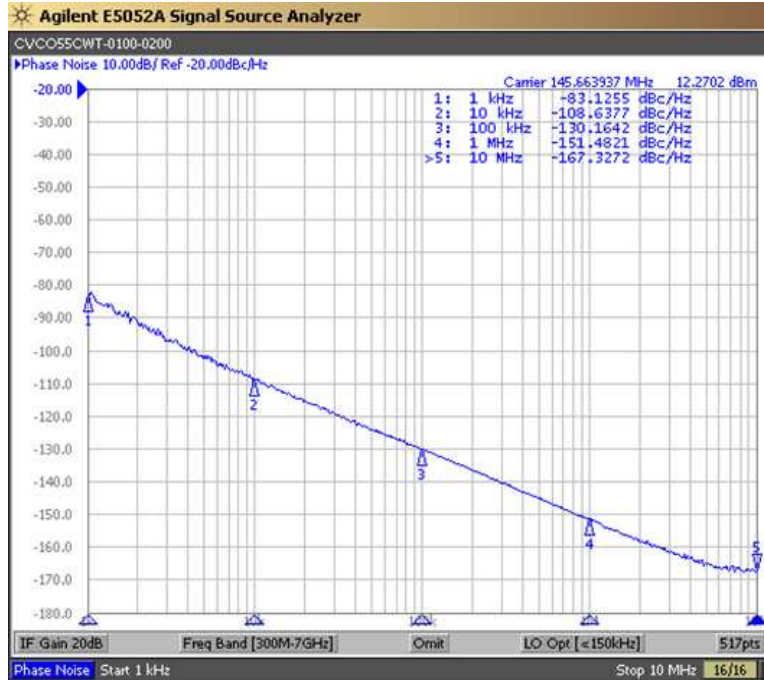




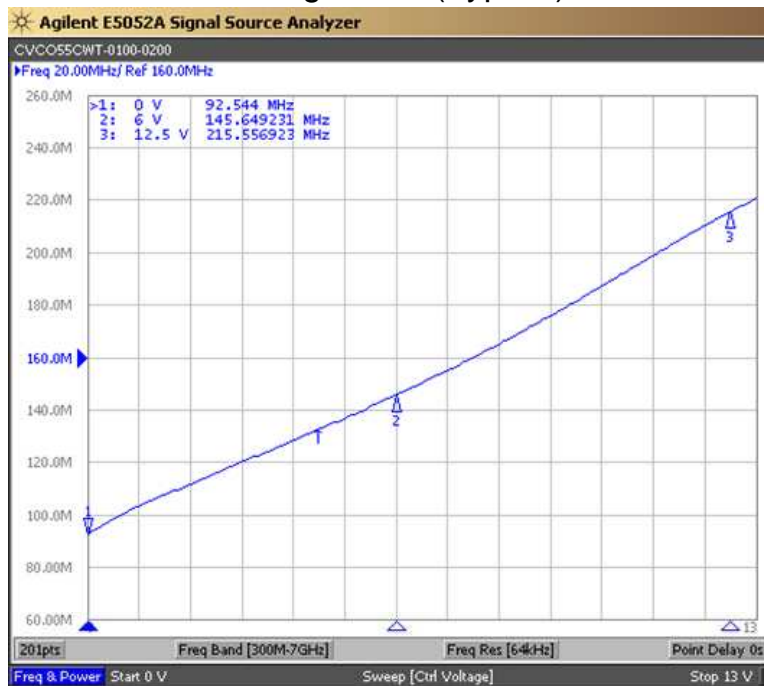
CRYSTEK
MICROWAVE
 A DIVISION OF CRYSTEK CORPORATION

RedBox VCO
 CRBV55CWT-0100-0200

Phase Noise (1 Hz BW, Typical)



Tuning Curve (Typical)



Product Control:

Crystek Part Number:	CRBV55CWT-0100-0200	Release Date:	10-Feb-12
Revision Level:	A	Responsible:	C. Vales

Specification is subject to change without notice



12730 COMMONWEALTH DRIVE • FORT MYERS, FLORIDA 33913
 PHONE: 239-561-3311 • 800-237-3061
 FAX: 239-561-1025 • WWW.CRYSTEK.COM