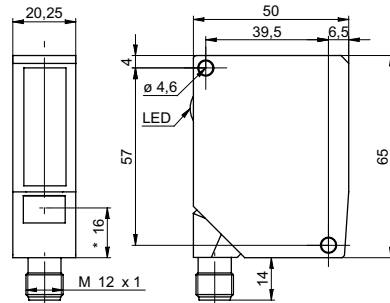


Distance sensors

OADR 20I6560/S14F

dimension drawing



* emitter axis

general data

measuring distance Sd	30 ... 130 mm
adjustment	external
Teach-in range min.	> 3 mm
power on indication	LED green
soiled lens indicator	LED red
resolution	0,005 ... 0,06 mm
linearity error	± 0,015 ... ± 0,2 mm
light source	pulsed red laser diode
wave length	650 nm
laser class	2
beam type	line
beam width	2 ... 1 mm
beam height	3 ... 5 mm
temperature drift	< 0,03 % Sde/K

electrical data

response time / release time	< 0,9 ms
voltage supply range +Vs	12 ... 28 VDC
current consumption max. (no load)	100 mA
output circuit	analog
output signal	4 ... 20 mA / 0 ... 10 VDC
load resistance (analog I)	< (+Vs - 6 V) / 0,02 A
load resistance (analog U)	> 100 kOhm
output current	< 100 mA
alarm output	PNP
short circuit protection	yes
reverse polarity protection	yes, Vs to GND

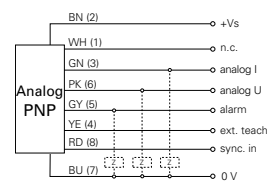
mechanical data

width / diameter	20,3 mm
height / length	65 mm
depth	50 mm
type	rectangular
housing material	stainless steel 1.4404 (V4A)
front (optics)	PMMA
connection types	connector M12 8 pin, rotatable

photo



connection diagram



alignment of the laser line

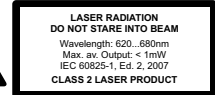


Distance sensors

OADR 20I6560/S14F

ambient conditions

ambient light immunity	< 40 kLux
operating temperature	0 ... +50 °C
protection class	IP 69K

laser warning

Complies with 21 CFR 1040.10 and 1040.11 except for deviations pursuant to laser notice No. 50, dated June 24, 2007