

FEATURES

- Superior thermal expansion cycling
- Inductance less than 10 nano-henries
- Flameproof
- Solderable pads: Tin (Sn) plate
- Lead flexible for thermal expansion
- Low termination stress ("J" terminals)
- Shape provides cooler operation
- Custom values available

APPLICATIONS

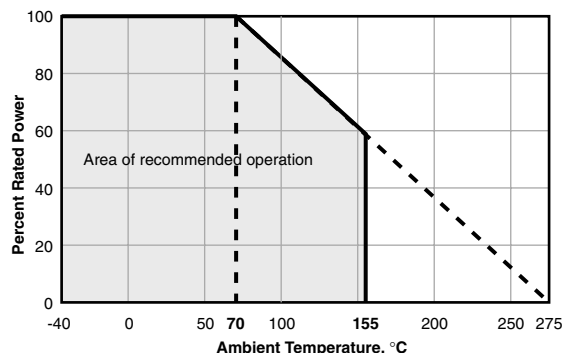
- Current sensing
- Low inductance
- AC applications (contact Ohmite)
- Feedback



60S Series

Surface Mount Metal Plate Current Sense

DERATING



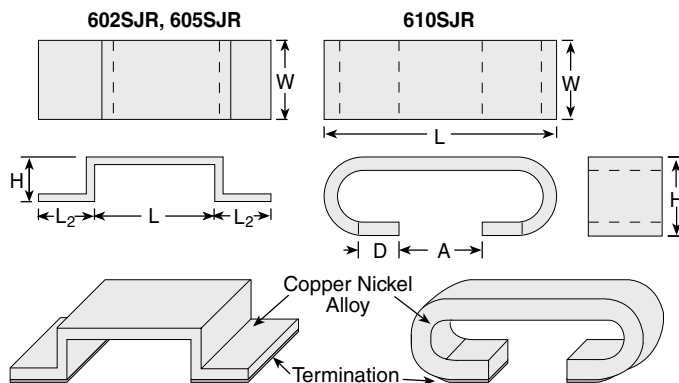
PERFORMANCE CHARACTERISTICS

Parameter	Requirement	Test Method (JIS C 5202)
Resistance	Within regulated tolerance	25°C
T.C.R.	Within specified T.C.R.	Room temperature/100°C up
Resistance to Solder Heat	±2.0%	350°C ± 10°C, 3 seconds
Solderability	95% coverage minimum	235°C ± 5°C, 5 seconds
Moisture Resistance	±3.0%	40°C, 90 - 95% RH, 1000 hours, no load
Moisture Resistance	±5.0%	Power rating x 1/10, 40°C, 90 - 95% RH, 1000 hours, 1.5 hr ON, 0.5 hr OFF cycle
Load Life	±5.0%	Rating voltage, 1000 hours, 1.5 hr ON, 0.5 hr OFF cycle

STANDARD PART NUMBERS FOR 60S SERIES

Ohms	Wattage:		
	0.25 watt	0.5 watt	1 watt
0.00200Ω			
0.00300Ω	602SJR00300E-T	605SJR00200E-T	610SJR00200E-T
0.00375Ω		605SJR00375E-T	610SJR00300E-T
0.00500Ω	602SJR00500E-T	605SJR00500E-T	
0.00800Ω		605SJR00800E-T	

Check product availability at www.ohmite.com



Type	Tol.	TCR (ppm/°C)	Power Rating (watts)	Resistance Values (Ω)	Rated Ambient Temp. (°C)	Operating Temp. Range (°C)	Qty./Reel
602SJR	±5%	±100	0.25	0.003, 0.005	+70°C	-40 - +155	2000
605SJR	±5%	±100	0.5	0.002, 0.0375, 0.005, 0.008	+70°C	-40 - +155	2000
610SJR	±5%	±350	1	0.002, 0.003	+85°C	-40 - +155	1500

DIMENSIONS inches (mm)

	L	L2	H	W
602SJR	0.39 ± .008 (10.0 ± 0.2)	0.018 ± .008 (2 ± 0.2)	0.024 (0.6 ± 0.1)	0.118 ± .008 (3.0 ± 0.2)
605SJR	0.39 ± .008 (10.0 ± 0.2)	0.018 ± .008 (2 ± 0.2)	0.079 (2 max.)	0.20 ± .008 (5.2 ± 0.2)

	L	H	D	A	W
610SJR	0.44 ± .016 (11.2 ± 0.4)	0.137 ± .016 (3.5 ± 0.4)	0.095 ± .010 (2.35 ± 0.25)	0.189 ± .030 (4.8 ± .75)	0.126 ± .016 (3.2 ± 0.40)

ORDERING INFORMATION

RoHS Compliant

602SJR00300E-T

Type & Power Rating	Tolerance	Ohms	Packaging
602S = 0.25 watt	J = 5%	R00200 = 0.00200Ω	T = tape and reel (optional)
605S = 0.5 watt		R00300 = 0.00300Ω	
610S = 1 watt		R00375 = 0.00375Ω	

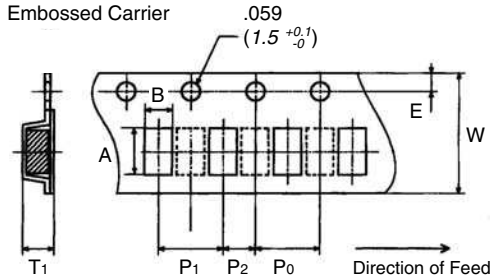
Check product availability using the Worldwide Inventory Search at ohmite.com

(continued)

60S Series

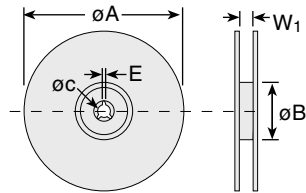
Surface Mount Metal Plate Current Sense (continued)

PACKAGING SPECIFICATIONS



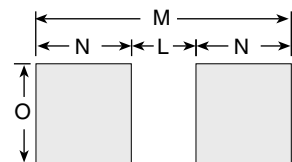
TAPE inches (mm)

Type	A	B	E	W	P0	P1	P2	T1
602SJR	0.057 (1.45 ± 0.2)	0.134 (3.4 ± 0.2)	0.069 (1.75 ± 0.1)	0.079 (2.0)	0.157 (4.0 ± 0.1)	0.315 (8.0 ± 0.1)	0.079 (2.0)	0.098 (2.5 ± 0.2)
605SJR	0.057 (1.45 ± 0.2)	0.224 (5.7 ± 0.2)	0.069 (1.75 ± 0.1)	0.079 (2.0)	0.157 (4.0 ± 0.1)	0.315 (8.0 ± 0.1)	0.079 (2.0)	0.091 (2.3 ± 0.2)
610SJR	0.461 (11.7 ± 0.1)	0.169 (4.3 ± 0.1)	0.069 (1.75 ± 0.1)	0.945 (24.0 ± 0.2)	0.157 (4.0 ± 0.1)	0.315 (8.0 ± 0.1)	0.079 (2.0)	—



REEL inches (mm)

Type	A	B	C	E	W1	qty./reel
602SJR	10.0	3.15	0.511	0.079	1.0	2000
605SJR	(255 +0.0 -3.0)	(80 +1.0 -0)	(13.0 ±0.2)	(2.0 ±0.5)	(25.5 ± 2.0)	
610SJR	12.99 (330 ± 2.0)	3.94 (100 ± 2.0)	0.511 (13.0 ± 0.2)	0.079 (2.0 ± 0.5)	1.0 (25.5 ± 2.0)	1500



LAND PATTERN inches (mm)

Type	M	N	O	L
602SJR	0.622 (16.0)	0.118 (3.0)	0.150 (3.8)	0.394 (10.0)
605SJR	0.622 (16.0)	0.118 (3.0)	0.236 (6.0)	0.394 (10.0)
610SJR	0.369 (9.36)	0.121 (3.07)	0.142 (3.60)	0.127 (3.22)

Land pattern dimensions are for reference only