


## Type 12 Mild Steel Modular Freestanding Disconnect Enclosure

### HME Series

Hinge Door w/ Various Handle Options (Flange w/ multi-vendor cutout)



### Application

- Provides users with a rugged housing for flange mount disconnect and circuit breaker requirements.
- Modular design permits joining of units together for large scale and mixed use applications.
- Frame's 25mm hole pattern provides extensive component and accessory mounting flexibility.
- A broad range of industry standard sizes are offered.
- HME/HMET Series enclosures can be used as slave units to HFMD/HFMDT Disconnect Series.
- The flange mount disconnect units accommodate today's most popular disconnect hardware.
- **ABB Controls:** Disconnect Switches up to (and including) 200 amp, also operators for ABB circuit breakers up to 800 amp.
- **Allen Bradley:** 1494V variable depth flange mounted disconnect up to and including 200 amp and operators for C-H Westinghouse circuit breakers up to 400 amp.
- **C-H Westinghouse:** C361 flange mounted disconnect switches up to and including 200 amp and C371 circuit breakers up to 600 amp, also Flex Shaft handle mechanisms for circuit breakers.
- **General Electric:** Type STDA flange mounted variable depth flange operators for disconnect switches up to and including 200 amp and circuit breakers up to 600 amp or Spectra Flex™ cable operators for circuit breakers.
- **ITE Siemens Max-Flex:** flange mounted variable depth cable operators for disconnect switches up to 200 amp and circuit breakers up to 600 amp.
- **Square D:** class 9422 variable depth flange mounted operating mechanisms for disconnect switches up to and including 200 amp or cable mechanism for 30, 60 or 100 amp, also circuit breakers with variable depth operators or cable mechanism up to 400 amp.

### Standards

- UL 508 Type 12
- CSA Type 12
- Complies with
  - NEMA Type 12
  - IEC 60529 IP54
- Appropriate components are required to maintain these standards.

### Standard Configuration

- Frame
- Removable solid top panel
- Lifting eyebolts (4)
- Removable bottom panel w/gland plates

- Solid front door(s) with door frame(s).
- Removable rear cover panel(s) - two door version with removable center post
- Inner mounting panel
- Disconnect to door handle activation hardware
- Hinged flange door

## Construction

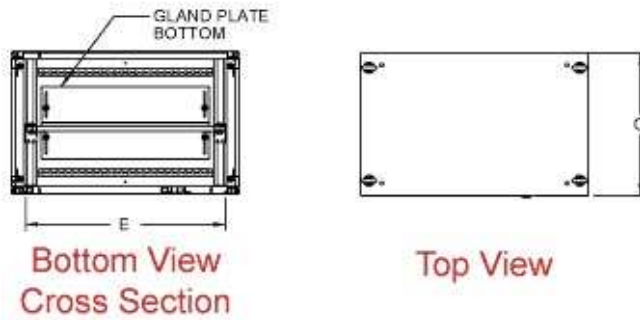
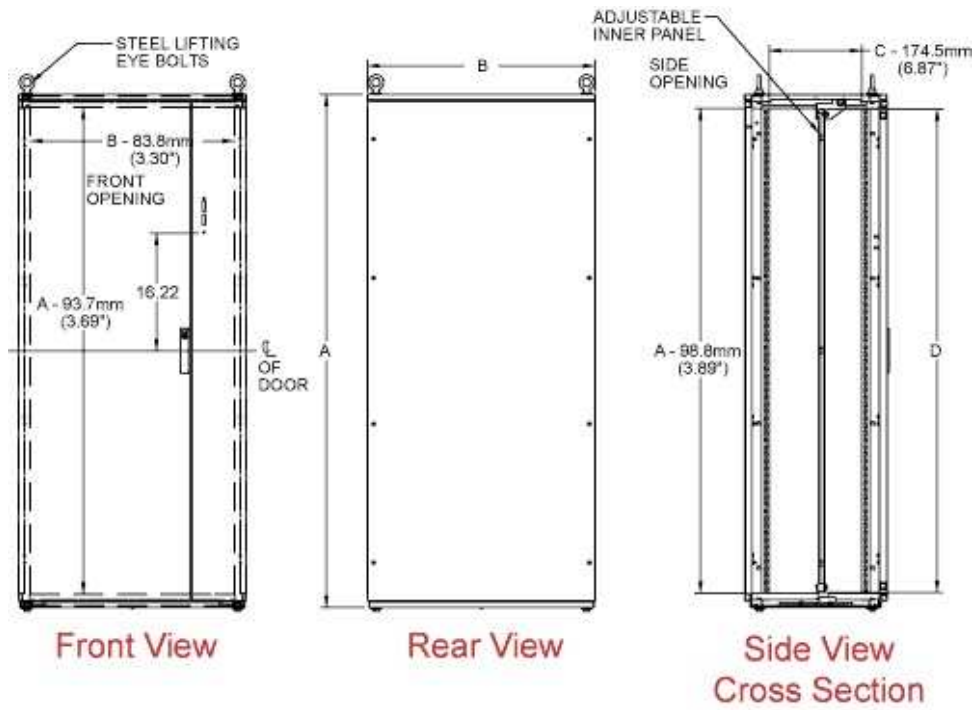
- Formed 14 gauge steel.
- Fully welded frame with 25mm hole pattern for superior mounting flexibility.
- Seamless foam in place gasket.
- Reinforced eyebolts are provided for easy enclosure lifting.
- Frames can be joined together with an optional joining kit.
- Doors can be easily interchanged, removed and/or reversed.
- Door opening 135°.
- Optional formed 14 gauge steel side panels are sold separately (in pairs).
- Bonding and grounding studs are provided for all doors and panels.

## Finish

- Phosphatized and finished in RAL 7035 light gray powder coating.
- Inner panel is unpainted galvanized 12 gauge steel.

## Accessories

- [Cooling Products](#)
- [Literature Pocket](#)
- [Leveling Feet](#)
- [Tamper Resistant Screws](#)
- [Window Door](#)
- [HME Casters](#)
- [Grid System](#)
- [Additional Inner Panels](#)
- [Side Mounting Barrier Panels](#)
- [Shelf](#)
- [Swing Frame for 19" Mounting](#)
- [19" Rails and Width Adaptor Kit](#)
- [Ground Bar Kits](#)
- [Handles](#)
- [Remote Door Switches](#)
- [Filtered Fans](#)
- [Plinth](#)
- [Side Panels](#)
- [Frame Joining Kit](#)
- [Top Mount Cable Module and Side Panels](#)
- [Lifting Angles](#)
- [Grid Strap Spacer](#)
- [Side Mounting Inner Panels](#)
- [Swing Panel](#)
- [Bridge Panel](#)
- [Interlock Kit](#)
- [Ground Wire Kits](#)
- [Inserts](#)
- [Light Kit Brackets](#)



Part No.	Overall Dimensions		Panel Dimensions		
	A	B	C	D	E
HFMD1485	1400	800	500	1296	699
HFMD14105	1400	1000	500	1296	899
HFMD1685	1600	800	500	1496	699
HFMD1686	1600	800	600	1496	699
HFMD1884	1800	800	400	1696	699
HFMD1885	1800	800	500	1696	699
HFMD18105	1800	1000	500	1696	899
HFMD2085	2000	800	500	1896	699
HFMD2086	2000	800	600	1896	699
HFMD2088	2000	800	800	1896	699
HFMD20105	2000	1000	500	1896	899
HFMD20106	2000	1000	600	1896	899
HFMD2286	2200	800	600	2096	699
HFMD22105	2200	1000	500	2096	899

Data subject to change without notice.

