

Type 4X Aluminum Wallmount Enclosure 1418 N4 AL

Series

Continuous Hinge Door with Clamps



Application

- Designed for use as instrument enclosures, electric, hydraulic or pneumatic control housings, electrical junction boxes or terminal wiring enclosures.
- Provides protection where equipment may be hosed down or otherwise be very wet, or in specific applications where corrosion may be a problem.

Standards

- UL 508 Type 4, 4X, 12 and 13
- CSA Type 4, 4X, 12 and 13
- Complies with
 - NEMA Type 4, 4X, 12 and 13
 - JIC EGP-1-1967
 - IEC 60529, IP66

Construction

- Formed from 0.081" (Body) / 0.100" (Door) Type 5052 H-32 aluminum.
- Smooth, continuously welded seams without knockouts, cutouts or holes.
- Door and body stiffeners are provided in the larger enclosures for extra rigidity.
- Welded brackets provide for enclosure mounting.
- Formed lip on door and enclosure excludes flowing liquids and contaminants.
- Aluminum continuous hinge on door may be removed by pulling the aluminum hinge pin.
- Door is secured with easily operated aluminum clamps.
- Provision for padlocking.
- Seamless poured-in place gasket.
- A removable 12 gauge inner panel is included.
- Collar studs are provided for mounting inner panels.
- A bonding stud is provided on the door and a grounding stud is provided in the enclosure.
- A literature pocket is provided for the inside of the door.

Finish

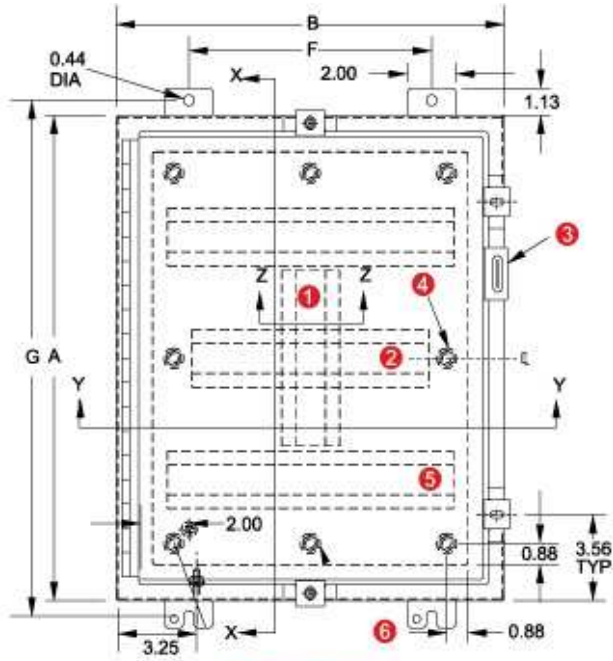
- Cover and enclosure are natural unfinished aluminum.
- Removable inner panel is finished in white powder coating.

Accessories

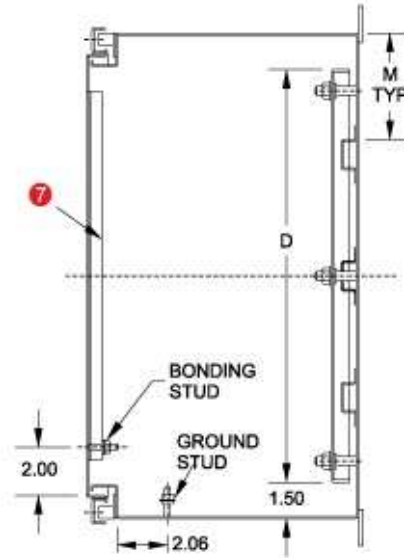
- [Additional Inner Panels](#)
- [Door Stop Kit](#)
- [Breather Kits](#)
- [Heaters](#)

- [Lock kit](#)
- [Temperature Controls](#)

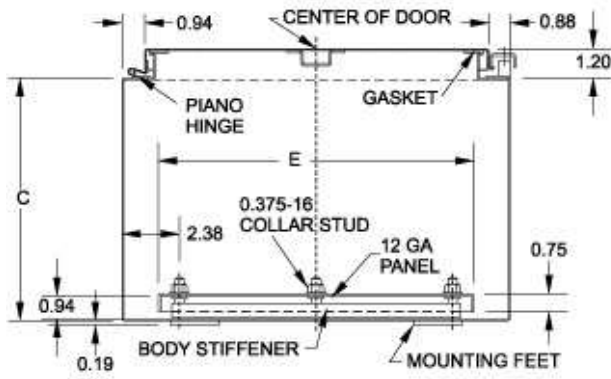
- [Terminal Kits](#)
- [Window Kits](#)



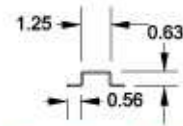
Front View



Side View



Section Y-Y



Section Z-Z

- ① Vertical stiffener required on KK and M only.
- ② Omit center body stiffener if A is less than 41".
- ③ Padlocking hasp and staple.
- ④ Omit 2 middle studs if A is less than 31".
- ⑤ Omit body stiffeners if A or B is less than 23".
- ⑥ Omit 2 middle studs if B is less than 31".
- ⑦ Omit door stiffener if A or B is less than 31".

When A =	M =
30.00	7.00
36.00	9.00
42.00	9.88
48.00	11.38
60.00	14.38

Part No.	Panel Size			Mounting Centers		Ship Wt. lbs
	A	B	C	D	E	
1418N4ALB6	16.00	12.00	6.00	13.00	9.00	14
1418N4ALC6	20.00	16.00	6.00	17.00	13.00	16
1418N4ALE6	24.00	20.00	6.00	21.00	17.00	21
1418N4ALJ8	24.00	24.00	8.00	21.00	21.00	26
1418N4ALK8	30.00	24.00	8.00	27.00	21.00	39
1418N4ALM8	36.00	30.00	8.00	33.00	27.00	42
1418N4ALS8	48.00	36.00	8.00	45.00	33.00	56
1418N4ALC10	20.00	16.00	10.00	17.00	13.00	19

1418N4ALE10	24.00	20.00	10.00	21.00	17.00	14.00	25.25	24
1418N4ALK12	30.00	24.00	12.00	27.00	21.00	18.00	31.25	36
1418N4ALM12	36.00	30.00	12.00	33.00	27.00	24.00	37.25	47
1418N4ALT12	60.00	36.00	12.00	57.00	33.00	30.00	61.25	83

Data subject to change without notice.

© 2012. Hammond Manufacturing Ltd. All rights reserved.