

5000-12000 BTU/H Indoor Air Conditioner *DTS Series*

Type 12, Side Mounting



Description

- Designed for side mounting on any enclosure surface where high capacity system cooling is required.
- Closed loop cooling ensures clean enclosure air is recirculated without ever mixing with contaminated ambient air.
- Optimum air circulation with maximum clearance distance between warm inlet and cold outlet for reduced hot spot locations.
- Condenser with 3 mm fin spacing, highly effective protection against strongly contaminated and aggressive ambient air

Standards

- Maintains enclosure's NEMA 12 rating
- IP 54
- UL, cUL and CE

Features

- R134a refrigerant.
- Thermostat control accessible from inside enclosure.
- Hot gas bypass valve prevents evaporator freeze up while minimizing heavy inrush currents on large BTU/H units.
- Built in condensate evaporator.
- Continuous air circulation from high capacity fans.
- EMI/RFI suppression meets CE.
- Self-diagnostics on startup.
- Fault indication via LED light.
- Provision for door contact allowing power down when enclosure door is opened.
- Gasket, mounting kit and template for enclosure cutout and drilling are included.
- Condensate drain hose and clamp provided.
- Q Mount allows unit to hang in place for easy installation.

Accessories

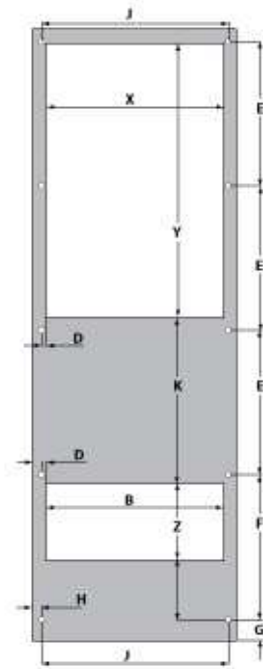
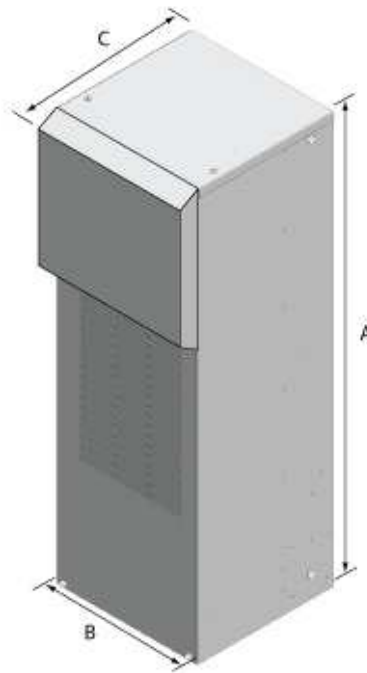
- [Neoprene & Urethane Gasket Kits](#)
- [Filter Kits](#)
- [Remote Door Switches](#)
- [Water Condensate Evaporator](#)

DTS 3145

Dimension	inches (mm)
A	36 (914)
B	12.25 (311)
C	14.4 (367)
D	0.3 (8)
E	8.5 (216)
F	8.5 (216)
G	1.3 (32)
H	0.5 (13)
I	3.2 (80)
J	11 (279)
K	9 (228)
X	10.4 (264)
Y	17 (430)
Z	4.7 (118)

Mounting holes \varnothing 10 mm

For exact cutout information reference drilling template at plannenberghusa.com

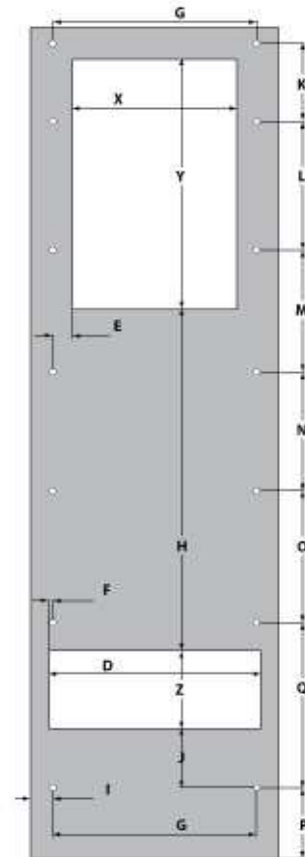
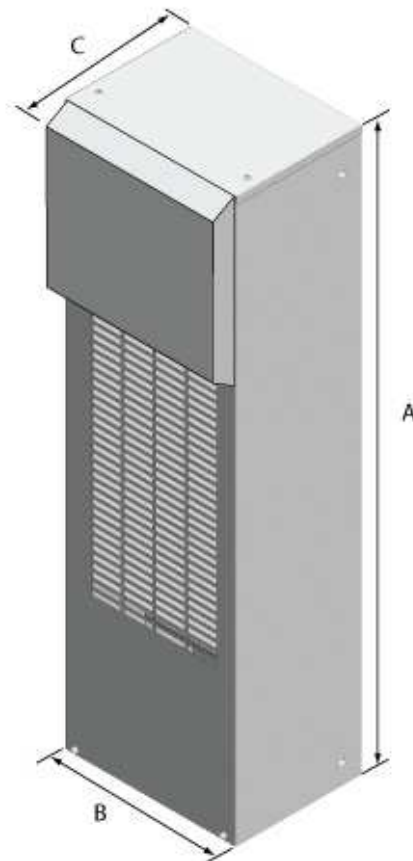


DTS 3245

Dimension	inches (mm)
A	53 (1347)
B	16 (406)
C	14.4 (367)
D	13.7 (348)
E	0.98 (25)
F	0.35 (9)
G	13 (330)
H	21.1 (537)
I	1.4 (35)
J	3.6 (92)
K	5.0 (126)
L	8.2 (209)
M	7.8 (198)
N	7.6 (192)
O	8.4 (214)
P	4.5 (114)
Q	10.5 (267)
X	11 (280)
Y	16.8 (427)
Z	5.3 (135)

Mounting holes \varnothing 8 mm

For exact cutout information reference drilling template at plannenberghusa.com



Part Number	Ship Wt. lbs.
DTS3145A115LG	113
DTS3145A230LG	113

	DTS3145A 115LG	DTS3245A 115LG
Electrical Data	DTS3145A 230LG	DTS3245A 230LG
Rated Voltage	115 V 60 Hz	115 V 60 Hz

DTS3245A115LG	155
DTS3245A230LG	155

	230 V 50/60 Hz	230 V 50/60 Hz
Range of Operation	103-127 V /198-252 V	103-127 V /198-252 V
Power Consumption	1000 W /1020 W	1600 W / 1600 W
Running Amps	8.5 A / 4.5 A	13 A / 6.5 A
Starting Current	48 A / 26 A	57 A / 30 A
Line Cord	Terminal Block	Terminal Block

Refrigeration Data	DTS3145A 115/230LG	DTS3245A 115/230LG
Rated Capacity	5000-7000 BTU/H (1466-2052 Watts)	9000-12000 BTU/H (2639-3519 Watts)
Type of Refrigerant	134a	134a
Adjustable Control Range	+ 77...+ 131 / + 25...+ 45C Factory setting +95 F (+35C)	+ 77...+ 131 / + 25...+ 45C Factory setting +95 F (+35C)
Max. Ambient Air Temp	+131 F (+55 C)	+131 F (+55 C)
Min. Ambient Air Temp	+59 F (+15 C)	+59 F (+15 C)
Air Capacity (unrestricted)	Internal Circulation 365/341 CFM External Circulation 765/706 CFM	Internal Circulation External Circulation
Condensate Discharge	Condensate Evaporator	Condensate Evaporator
Filter Mat	Filterless	Filterless
Db Noise Level	<70 dB(A)	<73 dB(A)
Unit Weight	108 lbs	150 lbs
Exterior Case	Galvanized Sheet Steel	Galvanized Sheet Steel
Finish	RAL7035 Light Grey Powder Finish	RAL7035 Light Grey Powder Finish
Nema Rating	Enclosures IP 54 / Nema 12	Enclosures IP 54 / Nema 12

Data subject to change without notice.