

FEATURES

- Wide resistance ranges
- Outstanding voltage coefficient
- 0.4" diameter ferrule, 0.25"-20 threaded end cap, or radial bands available
- Metal oxide resistive elements

APPLICATIONS

- Power Transmitters
- Pollution Control Systems
- Industrial Control Systems
- Current pulse limiters
- Vacuum and space application

SPECIFICATIONS

Material

Core: Ceramic.
Coating: Varnish

Electrical

Resistance Range:
20K to 1,000,000M

Power Rating: to 75W

Voltage Rating: to 60KV

Operating Temperature:
-65°C to +180°C

Temperature Coefficient:

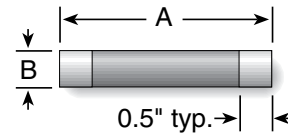
25ppm: 0° to 85°C;
50ppm -55° to 180°C

The heavy duty construction of the Power-Mox series make them durable in most high voltage industrial applications. This product is well known for its high voltage ratings, low voltage coefficients, very high ohmic values, and resistor divider options. Terminations can be selected to adapt to most mounting schemes.



Power-Mox

Precision Power Thick Film High Voltage/High Resistance Tubular



Ohmite Series	Resistance Range (Ohms)	Power @25°C	Voltage Rating	Available Tolerances	A ± 0.05	B Max
MOX-F	1K to 800,000M	25W	20KV	0.5, 1, 2, 5	3.0" / 76.2	0.770" / 19.56
MOX-G	1.5K to 1,000,000M	40W	30KV	0.5, 1, 2, 5	4.5" / 114.3	0.770" / 19.56
MOX-H	2K to 1,000,000M	50W	45KV	0.5, 1, 2, 5	6.0" / 152.4	0.770" / 19.56
MOX-J	3K to 1,000,000M	75W	60KV	0.5, 1, 2, 5	8.0" / 203.2	0.770" / 19.56

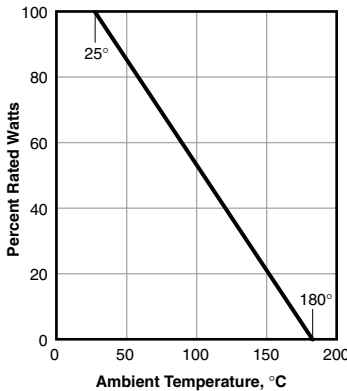
Some tolerances are not available over the entire resistance range.

ORDERING INFORMATION

Style F, G, H, J E = RoHS Compliant

MOX - J - 041006FE

Power Mox Series	Terminal 01 = Silver termination only 02 = Radial band 03 = 0.4" Ferrule 04 = 1/4 X 20 threaded Ferrule cap	Ohms First 3 digits are significant; 4th digit is multiplier (# of zeroes to follow). Examples: 10R2 = 10.2 ohms 1000 = 100 ohms 1503 = 150,000 ohms	Tolerance D = 0.5% F = 1% G = 2% J = 5% K = 10% M = 15% P = 20%
-------------------------	--	---	---



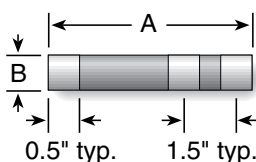
Power-Mox Dividers

Precision Power Thick Film High Voltage/High Resistance Tubular Dividers

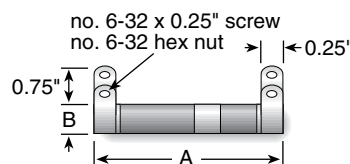
Ohmite Series	Resistance Range (Ohms)	Power @25°C	Voltage Rating	Maximum Ratio	Ratio Tolerances	A ± 0.05	B Max
MOX-FRD	20K to 2,500M	15W	15KV	5,000:1	1, 2, 5%	3.0" / 76.2	0.770" / 19.56
MOX-GRD	20K to 4,000M	30W	25KV	5,000:1	1, 2, 5%	4.5" / 114.3	0.770" / 19.56
MOX-HRD	20K to 6,000M	40W	35KV	5,000:1	1, 2, 5%	6.0" / 152.4	0.770" / 19.56
MOX-JRD	20K to 6,000M	60W	50KV	5,000:1	1, 2, 5%	8.0" / 203.2	0.770" / 19.56

POWER-MOX ALTERNATE TERMINALS

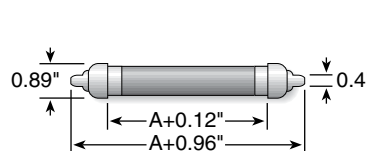
"01" Lead
"Power-Mox RD" Series with silver terminations



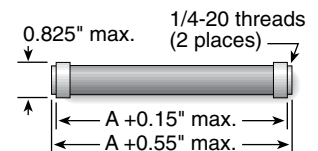
"02" Lead
"Power-Mox" Series with radial band option



"03" Lead
"Power-Mox" Series with Ferrule end caps



"04" Lead
"Power-Mox" Series with 1/4 - 20 threaded end caps



To specify Power-Mox Dividers, please see our website at:
www.ohmite.com/dividers