

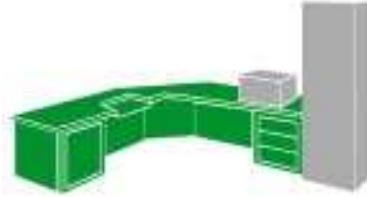
Desk System Utilizes Standard 21" Height Optima Vertical Cabinet

System includes up to two Optima Cabinets

All Optima desks use the same contemporary cabinet designs (RA and RC Series) that highlight the Optima Vertical Cabinet line. This includes the same 19" wide cabinet configurations, your choice of bezel designs, finish and color combinations. Desks come in three widths and a variety of configurations (see page 18).

Design Flexibility Built-in

Optima will configure a desk system to meet your needs. Choose from a wide range of options and accessories including solid, vented and acrylic doors, as well as drawers, shelves, pedestals, wedges and more (see page 23 for a complete list of accessories). Desks can be ordered separately with your choice of shielded or unshielded cabinets, with keyboard or solid top laminates, or in multiple configurations like the "wedge" shown below. You can even build a complete system using our desks, cabinets and instrument cases.



The Optima Packaging System

Optima desks are part of a unique packaging system designed to provide your office or laboratory environment with an integrated look. You can combine EMI/RFI shielded and unshielded cabinets, desks and cases, while maintaining a clean, uniform appearance.

Optima can also cut your packaging costs since the entire family of accessories is interchangeable and can be used throughout our system, including doors, panels, and power & cooling components.

Optima affords you the flexibility to add packaging systems in configurations which complement your system without compromising its integrity.

Quality Features:

- Contemporary, functional designs in 3 sizes: 28", 50" and 72" widths, 28" height; 32" depth.
- Keyboard desktop option accommodates standard keyboards in a recessed area. Solid-top is standard.
- Desks available with 19" width "RA" and "RC" Series cabinets with a broad range of optional accessories. Cabinets are 21" high (12U) with 30" panel-to-panel depth.
- Operational pedestal option provides extra storage for mounting electronic equipment or storing supplies; easily removed back panels and/or doors provide quick access; electronic equipment mounting rails and shelves are available.
- Modesty panel option provides solid look with full length, floor to desktop design.
- EMI/RFI shielded desk cabinets are also readily available as a standard option. Note: optional operational pedestal is not a shielded area.
- Easy to move using optional locking casters with contemporary look.
- Desk tops available in 4 popular color laminates (see photo on opposite page).
- Desks are available separately or in multiple configurations.



The Optima Electronic Desk System

Shown: both desktop versions in "L" configuration, with optional wedge connecting-top and modesty panel; cabinets featuring acrylic front door, triple drawer set, and optional casters and radius corners.

Functional Design Features



Rear View

Operational pedestals accommodate all desk sizes and are quickly accessed from rear of desk via optional rear doors and/or panels.

Electronic bays offer standard 19" EIA mounting, and house equipment up to approx. 21" height, 10.5" depth (up to three bays in 72" width desk).

As *storage bays* the pedestals utilize steel shelves (see page 39) and partitions (see page 37). Shelves can also be used as bottom panels for enclosing operational pedestal. For complete ordering information on operational pedestal options, see next page.




Keyboard desktop design accommodates standard computer keyboards in approx. 22" x 11" area, recessed approx. 2" to a comfortable typing height approx. 28" from the floor (with casters). Both keyboard and solid tops feature optional radius (rounded) corners and optional comfort edges (not shown).



Standard Desktop Laminate Colors

Optima's standard laminate colors coordinate well with most cabinets, pedestals, panels and office interiors.

Custom laminate colors also available.



Contemporary color selection.

Select from 11 standard colors for cabinets, panels and trim. Available in smooth or textured finishes.


- (216) Blue (207) Black
- (210) Sky Blue (209) Deep Charcoal
- (204) Blue (201) Light Gray
- (615) Mint Gray (205) Beige
- (501) Moss Gray (218) Bronze
- (931) White (not shown)

Note: Printed colors are approximated. For closer representation, please request sample chips from Optima Customer Service.

Custom color-matching is also available. Optima's computerized color matching system allows precise duplication of any color specified.



Basic Desks – Unshielded

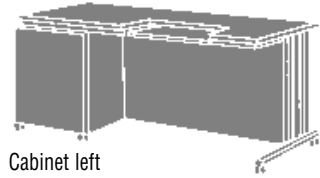


Standard Components Included:

- 2 support legs each with 2 leveling feet
- Modesty panel (MP)
- Solid top (ST) in 3 widths: 28", 50", 72"

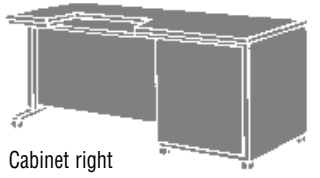
Optional Components

- Casters
- Operational pedestal (OP)
- Keyboard top (KT), in 2 widths: 50" and 72"



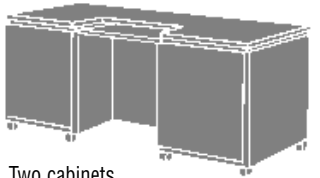
- 21" height (12U) cabinet (left) with 4 leveling feet
- Support leg (right) with 2 leveling feet
- Modesty panel (MP)
- Solid top (ST) in 2 widths: 50", 72"

- Casters
- Operational pedestal (OP)
- Keyboard top (KT), in 2 widths: 50" and 72"



- Cabinet (right) with 4 leveling feet
- Support leg (left) with 2 leveling feet
- Modesty panel (MP)
- Solid top (ST) in 2 widths: 50" and 72"

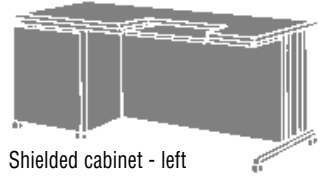
- Casters
- Operational pedestal (OP)
- Keyboard top (KT), in 2 widths: 50" and 72"



- Two cabinets each with 4 leveling feet
- Modesty panel (MP)
- Solid top (ST) in 72" width only


- Casters
- Operational pedestal (OP)
- Keyboard top (KT) in 72" width only

Basic Desks – Shielded



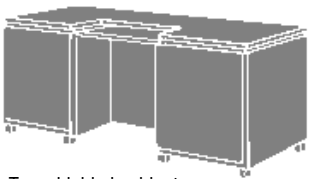
- Shielded cabinet (left) with 4 leveling feet
- Support leg (right) with 2 leveling feet
- Front door - left-hinged, bottom vented with plenum
- Rear door - right-hinged, top vented with plenum
- Modesty panel (MP)
- Solid top (ST) in 2 widths: 50" and 72"

- Casters
- Operational pedestal (OP)
- Keyboard top (KT), in 2 widths: 50" and 72"



- Shielded cabinet (right) with 4 leveling feet
- Support leg (left) with 2 leveling feet
- Front door - right-hinged, bottom-vented with plenum
- Rear door - left hinged and top vented with plenum
- Modesty panel (MP)
- Solid top (ST) in 2 widths: 50" and 72"

- Casters
- Operational pedestal (OP)
- Keyboard top (KT), in 2 widths: 50" and 72"



- Two shielded cabinets each with 4 leveling feet
- Front doors bottom vented with plenums
- Rear doors top vented with plenums
- Modesty panel (MP)
- Solid top (ST) in 72" width only

- Casters
- Operational pedestal (OP)
- Keyboard top (KT) in 72" width only



Example

C D - R A - 2 8 7 2 3 2 - C L - O P - K T W H
C D - - - - -

Cabinet Desk

Cabinet Style

- XX - No Cabinet
- RA - "RA" series
- RC - "RC" series
- SA - Shielded "RA"
- SC - Shielded "RC"

Dimensions (H" x W" x D")

- 282832 - 28" x 28" x 32"
- 285032 - 28" x 50" x 32"
- 287232 - 28" x 72" x 32"

Cabinet Location

- XC - No Cabinet
- CL - Cabinet Left
- CR - Cabinet Right
- 2C - Two Cabinets

Pedestal Type

- MP - Modesty Panel
- OP - Operational Pedestal

Desktop Type

- ST - Solid Top
- KT - Keyboard Top (50" and 72" widths only)

Desktop Laminate Colors

- CB - Champagne Beige
- PG - Putty Gray
- FG - Folkstone Gray
- WH - White

Keyboard Location

- Centered on desk tops without cabinets or with 2 cabinets
- Left of center on desk tops with cabinet on right side.
- Right of center on desk tops with cabinet on left side.

Color Selection

Select one of the four standard desktop laminate colors in model number chart (above). See page 17 for approximate color reference. Specify one or more of the 11 standard colors for body and trim. Custom color matching is available.

Desktop Options

Radius (rounded) corners and comfort edges are available by request for both keyboard and solid tops.



Optima's unique Operational Pedestal option provides additional, easily accessible storage space for electronic equipment, cables, continuous feed paper, tools or supplies. Shown are some examples of configurations which can convert the pedestal into an electronic bay, storage bay or both. Modifications to these options are possible, consult Optima Customer Service.

Desk partitions, shelves and brackets required for the pedestal configurations shown here are listed below each diagram on this page for your convenience. Further details can be found in the Accessories section.

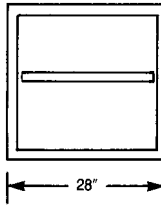
Doors and removable panels for enclosing and offering easy access to back of pedestal are also available (see opposite page).

Note: Electronic Bays receive standard 19" wide panels up to 21" high. Bottom shelves are optional (intermediate shelves also serve as bottom shelves).

***Partitions** have a flange with one edge punched for 19" panel mounting, and one edge solid (unpunched). When using partitions to form a storage bay the solid edge of the flange is turned out; to form an electronic bay the punched edge is turned out to use for mounting.

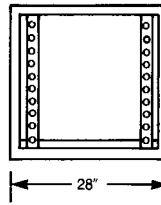
Note: Dimensions shown may not represent the actual usable size. Contact Optima Customer Service for assistance.

28" Width Operational Pedestals



1 Storage Bay

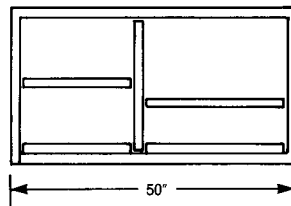
Order:
() shelves: CD-OP-SS-28
Accepts 28" width door or panel



1 Electronic Bay

Order:
(2) brackets: CD-OP-B
Accepts 28" width door or panel

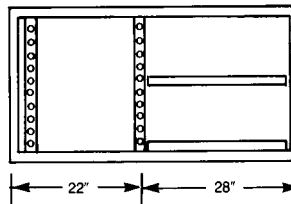
50" Width Operational Pedestals



2 Storage Bays

Order:
() shelves: CD-OP-SS-28
() shelves: CD-OP-SS-22
(1) partition: CD-OP-P*

Accepts 22" and 28" width doors and/or panels or (1) - 50" panel

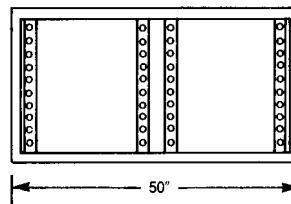


1 Electronic Bay (L or R)

1 Storage Bay

Order:
(2) brackets: CD-OP-B
() shelves: CD-OP-SS-28
(1) partition: CD-OP-P*

Accepts 22" and 28" width doors and/or panels or (1) - 50" panel

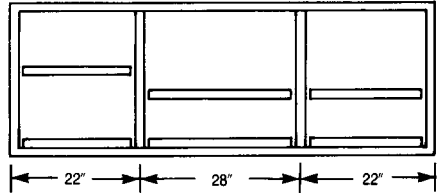


2 Electronic Bays

Order:
(4) brackets: CD-OP-B

Accepts 22" and 28" width doors and/or panels or (1) - 50" panel

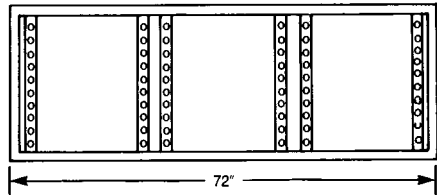
72" Width Operational Pedestals



3 Storage Bays

Order:
() shelves: CD-OP-SS-28
() shelves: CD-OP-SS-22
(2) partition: CD-OP-P*

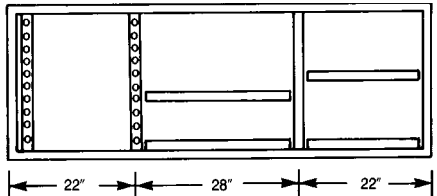
Accepts (2) 22" and (1) 28" width doors and/or panels or (1) - 72" panel



3 Electronic Bays

Order:
(6) brackets: CD-OP-B

Accepts (2) 22" and (1) 28" width doors and/or panels or (1) - 72" panel

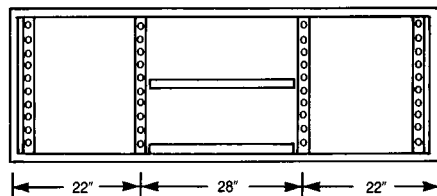


1 Electronic Bay (L or R)

2 Storage Bays

Order:
(1) bracket: CD-OP-B
() shelves: CD-OP-SS-28
() shelves: CD-OP-SS-22
(1) partition: CD-OP-P*

Accepts (2) 22" and (1) 28" width doors and/or panels or (1) - 72" panel



2 Electronic Bays

1 Storage Bay

Order:
(2) brackets: CD-OP-B
() shelves: CD-OP-SS-28
(2) partition: CD-OP-P*

Accepts (2) 22" and (1) 28" width doors and/or panels or (1) - 72" panel



Desk Cabinet

Front and Rear Doors

Solid, vented and acrylic doors in 21” heights and 19” widths feature concealed hinges and retractable flush mount handle with keylock. Materials: 18 ga. CRS

Description	Model No. “RA” Series	Model No. “RC” Series
Solid Door	DA-2119	D-2119
Top Vented	DA-2119-TV	D-2119-TV
Bottom Vented	DA-2119-BV	D-2119-BV
Fully Vented	DA-2119-FV	D-2119-FV
Acrylic	DAP-2119	DP-2119

Add suffix “RH” for right hinge, “LH” for left hinge.



Acrylic Door – Front or Rear



Solid Door – Front or Rear

Operational Pedestal

Rear Doors

Solid doors are available as left or right hinged, and offer quick access to electronic and storage bays via two “quarter-turn” fasteners located at the corners. The 22” and 28” width doors can be used individually or in combination to enclose all three operational pedestal sizes.

Material 16 ga. CRS.

Door Width	Hinge	Model No.
22”	left	CD-OP-D-22LH
22”	right	CD-OP-D-22RH
28”	left	CD-OP-D-28LH
28”	right	CD-OP-D-28RH

Rear Panels

Full-width, removable solid panels enclose back of pedestal and offer easy access to electronic and storage bays via two “quarter-turn” fasteners located at the top corners.

Material: 18 ga. CRS.

Pedestal Width	Model No.
22”	CD-OP-RP-22
28”	CD-OP-RP-28
50”	CD-OP-RP-50
72”	CD-OP-RP-72

Note: pedestal rear panel also serves as rear panel for desk wedge. Consult Optima Customer Service.

Note: Dimensions shown may not represent the actual usable size. Contact Optima Customer Service for assistance.

Example Configurations:

for Rear Panels and Doors for Operational Pedestals

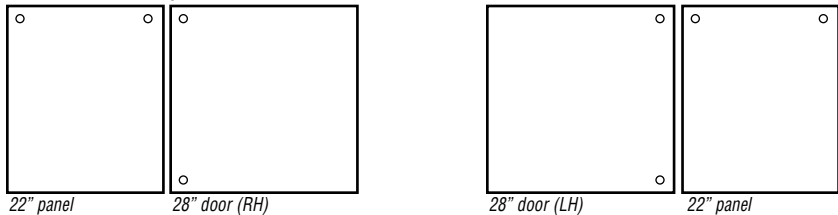
Combinations of both 22” and 28” width doors and panels can be used to enclose the 50” and 72” operational pedestal sizes. The combinations are:

50” pedestal = (1) 28” door or panel + (1) 22” door or panel


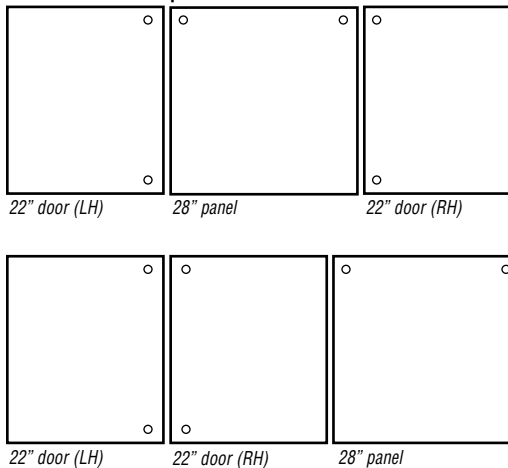
72” pedestal = (1) 28” door or panel + (2) 22” doors or panels

Note: doors cannot be mounted with adjacent hinges.

50” Pedestal Examples



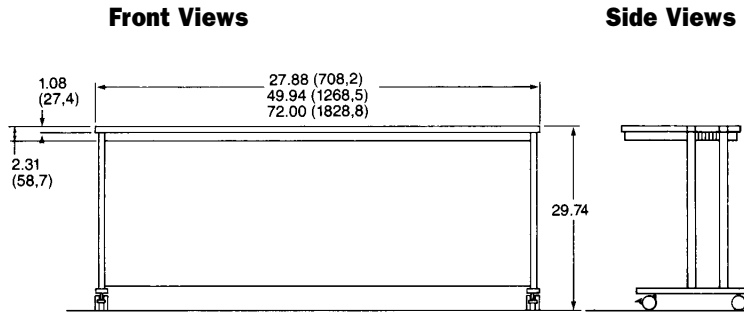
72” Pedestal Examples



Model Numbers

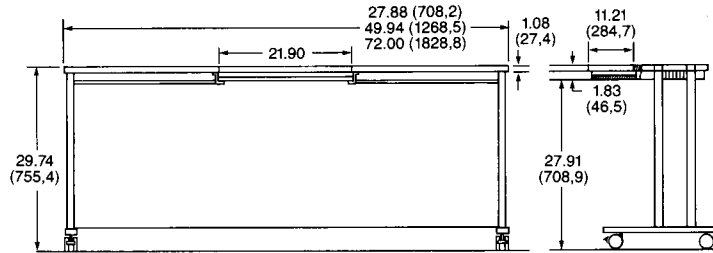
Solid Top Option – No Cabinets

- CD-XX-282832-XC-__-ST__
- CD-XX-285032-XC-__-ST__
- CD-XX-287232-XC-__-ST__



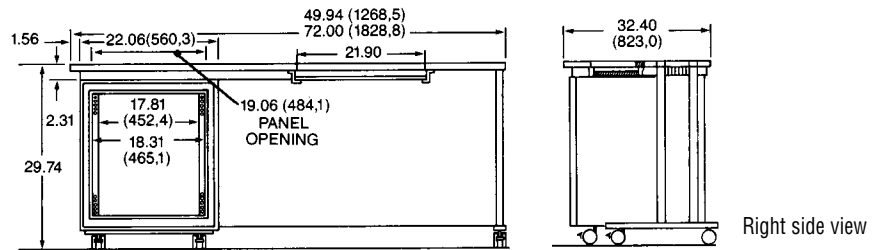
Keyboard Top Option – No Cabinets

- CD-XX-285032-XC-__-KT__
- CD-XX-287232-XC-__-KT__



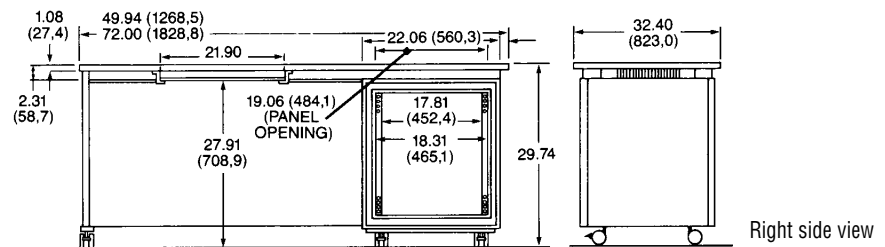
Keyboard Top Option – Cabinet Left

- CD-__-285032-CL-__-KT__
- CD-__-287232-CL-__-KT__



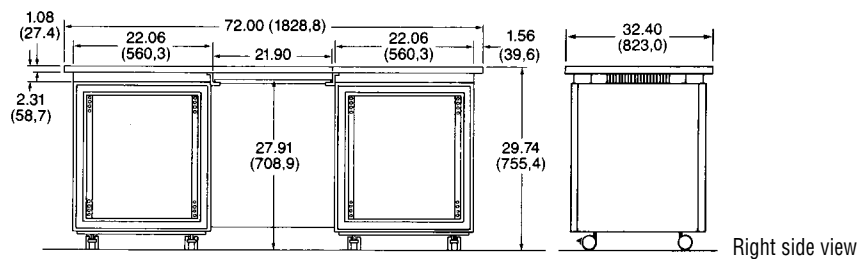
Keyboard Top Option – Cabinet Right

- CD-__-285032-CR-__-KT__
- CD-__-287232-CR-__-KT__



Keyboard Top Option – Two Cabinets

- CD-__-287232-2C-__-KT__



Note: overall desk height with leveling feet is 28.12" (714.25).



The following accessories are available for Optima Electronic Desk Systems. Descriptions and ordering information can be found on the pages indicated.



Optima Electronic Desk with optional keyboard desktop, acrylic door, operational pedestal and locking casters.

Cooling Group	Page
Blowers	30
Fans	
– tubeaxial	34
– fan pack	35
– fan tray	35
Grilles	
– aluminum	35
– filter assemblies	35
– plastic	35
Power Group	
Bus Bars	30
Power Distribution System	38
Power Outlet Strips	38
Doors, Panels, Shelves, etc.	
Doors*	21
Drawers*	33-34
Panels* -cabinets, operational pedestals	21 & 37
Partition (desk)	37
Shelves (storage)	
– fixed	39
– flow-thru	39
– heavy-duty perforated	39
– retractable	39
– pedestal (desk)	39
Wedges	41
Writing Surfaces	
– fixed	42
– retractable*	42
Hardware	
Bracket (Pedestal desk)	30
Casters	30
Hardware Kits	36
Rails - Mounting (21" only)	38
Slides	
– ball bearing	40
– chassis	40
Stiffeners	40
Support Angles	40

*Available in shielded version.

