

## Type 15C, 4U - 19" Rackmount, Vertical



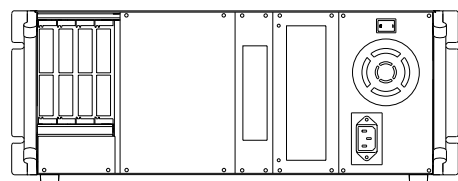
### FEATURES:

- 19" Rackmount fully compliant to IEEE 1101.10/.11
- 4U x 84HP x 290mm (H x W x D)
- 3, 4, 6, or 8 slots
- PICMG: 2.0, EXP.0 backplane
- Cooling bottom to top
- Advanced EMC shielding to meet CE, FCC and NEBS
- Wide range of PSU inputs (90 – 264 VAC, 48VDC)
- Wide range of PSU options: fix mount, plug in, N+1
- Shelf Management: PICMG 2.9, IPMI (optional)
- Ready to run – turnkey solution

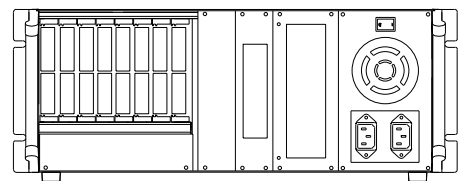
### SCOPE OF SUPPLY

High quality 19" rackmount chassis platform consisting scratch resistant, powder coated alodined aluminum enclosures, high performance PICMG 2.0, 2.16, 2.17 backplane, power supply, cooling system and AC/DC power components. Assembled, wired and tested prior to shipment.

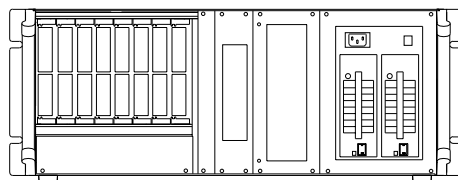
### ORDERING INFORMATION



Description	Order Number
<ul style="list-style-type: none"> <li>■ 4U H x 84HP W x 290mm D</li> <li>■ 4-Slot BP, 3U EXP.0 (cPCI Express)</li> <li>■ No rear I/O</li> <li>■ 1 x 5.25" HH and 1 x 3.5", devices</li> <li>■ 1 x 90 CFM fans, bottom to top cooling</li> <li>■ 1 x 300W PSU - ATX, Fixed</li> </ul>	15C04LA948N2VC3X

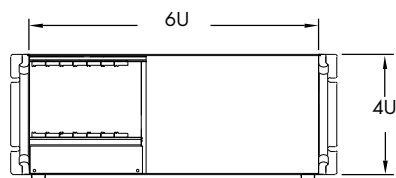


Description	Order Number
<ul style="list-style-type: none"> <li>■ 4U H x 84HP W x 290mm D</li> <li>■ 8 slot, 3U x 160mm, front</li> <li>■ No rear I/O</li> <li>■ 8 slot BP, 3U (PICMG 2.0)</li> <li>■ 1 x 5.25" HH and 1 x 3.5", devices</li> <li>■ 1 x 90 CFM fans, bottom to top cooling</li> <li>■ 1 x 300W PSUs - ATX, Fixed</li> </ul>	15C08BB948N2VC3X

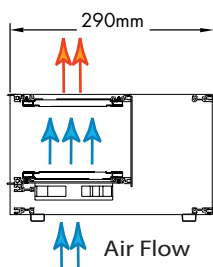


Description	Order Number
<ul style="list-style-type: none"> <li>■ 4U H x 84HP W x 290mm D</li> <li>■ 8 slot, 6U x 160mm, front</li> <li>■ No rear I/O</li> <li>■ 8 slot BP, 3U (PICMG 2.0)</li> <li>■ 1 x 90 CFM fans, bottom to top cooling</li> <li>■ 2 x 250W PSUs - ATX, Plug removable, N+1</li> </ul>	15C08BB948N3VE2X

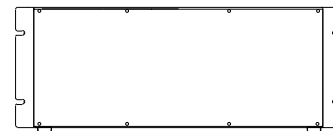
## LINE DRAWINGS



Front View



Top View



Rear View

## ENVIRONMENTAL

	Operating	Storage / Transit
<b>Temperature:</b>	0°C to +50°C	-20°C to +70°C
<b>Altitude:</b>	6000 ft. (1,829m)	50,000 ft. (15,240m)
<b>Humidity:</b>	5% to 95% Non condensing	5% to 95% Non condensing
<b>Shock:</b>	10 Gs @ 11ms	15 Gs @ 11ms (per ASTM 0775)
<b>Vibration:</b>	1.0 Gs @ 10 to 330 Hz	1.2 Gs @ 5 to 330 Hz
<b>Agencies:</b>	Designed to meet UL 1950, FCC Class A or B, CE	

## CUSTOM CONFIGURATIONS

15C      4 8 N 2 V

### NUMBER OF SLOTS

- 00-21: Single BP; AY-YA Split
- 02 = 2 slot
- 04 = 4 slot
- 06 = 6 slot
- 08 = 8 slot
- DD = 4+4
- FF = 6+6
- HH = 8+8

### BP BARE BOARD

- A = 6U Std, ATX, (RSS)
- B = 3U Rev. 2.0
- C = 6U H110
- D = 6U (LSS)
- L = CPCle (1 SS, 1 x type, 2 x type2)
- U = CPCle (1 SS, 1 x type1, 2 x type2, 2 cPCI)
- X = No BP installed
- Z = Custom

### BP CONNECTOR

- (CONFIGURATION: P1 - P5)
- A = P1 & P2 S; No P3, P4, P5
  - B = P1 S, P2 L; No P3, P4, P5
  - E = P1 S; P2, P3, P4, P5 L
  - Z = Custom

### DRIVES

- 1 = 1 x 3.5"
- 2 = 2 x 3.5"
- 3 = 1 x 5.25" HH
- 4 = 2 x 5.25" HH
- 6 = 2 x 3.5", 1 x 5.25" HH
- 7 = 1 x 3.5", 2 x 5.25" HH
- 9 = 1 x 3.5", 1 x 5.25" HH
- A = 1 x 2.5", 1 x CDROM (SL)
- B = 2 x 2.5"
- X = Not Installed

### HEIGHT

- 4 = 4U

### WIDTH

- 8 = 84 T

### REAR I/O

- N = No

### DEPTH

- 2 = 200 - 299mm

### CARD ORIENTATION

- V = Vertical

### PSU INPUT

- C = 90 - 230VAC (Fixed)
- E = 110/220VAC (2 x HS, N+1)
- G = 90 - 230VAC (Plug-in)
- H = 48VDC (Plug-in)
- K = 48VDC (Fixed)
- M = 48VDC (2 x HS, N+1)
- P = 90-230VAC (2 x HS, N+1)
- Q = 90-230VAC (3 x HS, N+1)
- R = 28VDC (Fixed)
- S = 48VDC (3 x HS, N+1)
- X = No PSU

### PSU OUTPUT (NOT ALL PSU COMBINATIONS AVAILABLE)

- 1 = 100 - 199 watts (w/o 3.3V)
- 2 = 200 - 299 watts (w/o 3.3V)
- 3 = 300 - 399 watts (w/o 3.3V)
- 5 = 500 - 599 watts (w/o 3.3V)
- X = Not Installed

### VOLTAGE I/O

- 3 = 3.3V (Default)
- 5 = 5V
- X = Not Installed