

# 1/2 ATR, 3U OpenVPX Chassis Platform

Air Transport, Rugged



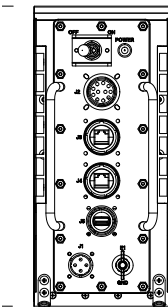
## FEATURES:

- 1/2 ATR, conduction-convection cooled
- Advanced airflow design distributes air across external fins in sidewalls
- 6 Slot, 3U OpenVPX (VITA 65) backplane, 1" pitch
- Meets ARINC 404A and ANSI/VITA 48.2
- Aluminum dip-brazed design to meet rugged environments
- Low weight, ideal for weight critical applications
- Accommodates fix mount or plug-in 28VDC power supplies
- Optimized power supply and line filter combination to meet MIL-STD 461E
- Also available with 3U cPCI and MicroTCA backplanes

## SCOPE OF SUPPLY

The all-aluminum ATR incorporates Mil-grade components like Mil-38999 connector, integrated sensors, line filters, on/off and reset switches, LEDs, fuses, breakers etc. EMC shielding compliant to MIL-STD 461E. Fan options include the use of a Mil-grade high altitude fan tray which can operate under extremely harsh temperature conditions. Depending on specific applications, either commercial, industrial, or Mil-grade power supplies are available.

## ORDERING INFORMATION



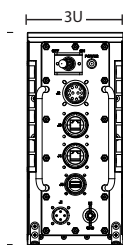
Description	Order Number
<ul style="list-style-type: none"> <li>■ 1/2 ATR Tall, Short</li> <li>■ Holds 6, 6U x160mm conduction cooled cards (1")</li> <li>■ Customized front I/O panel (TBD)</li> <li>■ 6-slot oVPX backplane (O2N-11)*</li> <li>■ No Device Mounting</li> <li>■ 2 x 12VDC fans @51 CFM each</li> <li>■ 400W fixed mount 28VDC power supply</li> </ul>	<p>ATRATS06IVNFHTNC4</p> <p><b>OpenVPX</b></p>

## OPTIONAL COMPUTING PRODUCTS

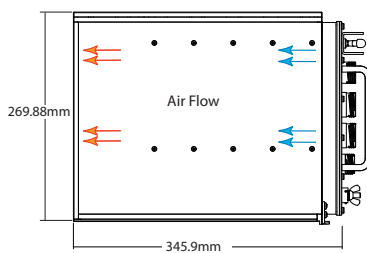
- 3U and 6U VPX and OpenVPX™ compliant single board computers.
- Storage solutions; Secure, Rugged, NAS, RAID.
- Blade level networking boards (fabric switches)
- FPGA configurable I/O solutions
- Ruggedization programs



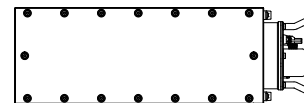
## LINE DRAWINGS



Front View



Side View



Top View

## ENVIRONMENTAL

	Operating	Storage / Transit
<b>Temperature:</b>	-40°C to +70°C, -55°C to +85°C optional	-20°C to +70°C
<b>Altitude:</b>	30000 ft. (1,829m)	50,000 ft. (15,240m)
<b>Humidity:</b>	0% to 95% Non condensing	5% to 95% Non condensing
<b>Shock:</b>	30 Gs @ 11ms	15 Gs @ 11ms (per ASTM 0775)
<b>Vibration:</b>	1.0 G <sup>2</sup> /Hz (RMS 12G) @ 15 to 2000 Hz	1.0 G <sup>2</sup> /Hz (RMS 12G) @ 15 to 2000 Hz
<b>Agencies:</b>	Designed to meet MIL-STD 810F, MIL-STD 461E, & MIL-STD 901D	
<b>Weight:</b>	Approx: 12.5lbs	

## CUSTOM CONFIGURATIONS



- WIDTH
  - A = 1/2 (123.95mm)
  - Z = Custom
- HEIGHT
  - T = Tall (1269.88mm)
  - Z = Custom
- DEPTH
  - L = Long (498mm)
  - S = Short (320.5mm)
  - Z = Custom
- NUMBER OF SLOTS
  - 00-20: Single BP; AY-YA: Split
  - Example 7 slot = 07
  - Example 12 + 9 = 1I
- BP BARE BOARD
  - A = oVPX, 6U, 1" (VITA 65)
  - B = oVPX, 3U, 1" (VITA 65)
  - C = oVPX, 6U, .8" (VITA 65)
  - D = oVPX, 3U, .8" (VITA 65)
  - H = oVPX, 6U, 1" + .8" (VITA 65)
  - I = oVPX, 3U, 1" + .8" (VITA 65)
  - L = VXS Dual Star
  - M = V64, J12 mono, 3 row
  - N = VME64x, 6U
  - O = VME64x, 7U
  - P = VPX, 6U (VITA 46)
  - W = VPX, 3U (VITA 46)
  - S = VXS Star
  - T = VXS (Mesh)
  - U = CPCI Express, 3U
  - X = No BP Installed
  - Z = Custom
- BP CONNECTOR (CONFIGURATION J1/J2/PO)
  - L = 5 row, RT-2 PO & SW
  - M = 3 row, J1 flush, J2 13mm
  - O = 5 row, w/o PO
  - P = 5 row, w/ PO
  - S = RT-2 (J0-J6) 6U
  - U = RT-2 (J0-J2) 3U
  - V = RT-2(J0-J6) 6U, RTM
  - W = RT-2 (J0-J2) 3U, RTM
  - X = No Connectors
  - Y = Hybrid
  - Z = Custom
- DRIVES
  - Y = Yes
  - N = No
- DEVICE MOUNTING
  - F = Fixed mount devices
  - I = Shock isolated devices
  - x = No mounting
- CARD ORIENTATION
  - V = Vertical
  - H = Horizontal
  - T = Top Load
- PSU INPUT
  - C = 90-230VAC (Fixed)
  - N = 28VDC (Fixed)
  - Q = MIL-STD 704D, 28VDC
  - R = MIL-STD 704D, 90-230VAC (47-500Hz)
  - X = No PSU
- PSU OUTPUT (NOT ALL PSU COMBINATIONS AVAILABLE)
  - 1 = 100 - 199 watts (w/o 3.3V)
  - 2 = 200 - 299 watts (w/o 3.3V)
  - 3 = 300 - 399 watts (w/o 3.3V)
  - 4 = 400 - 499 watts (w/o 3.3V)
  - 5 = 500 - 599 watts (w/o 3.3V)
  - A = 100 - 199 watts (w 3.3V)
  - B = 200 - 299 watts (w 3.3V)
  - C = 300 - 399 watts (w 3.3V)
  - D = 400 - 499 watts (w 3.3V)
  - X = Not Installed
- SHIELDING LEVEL
  - 4 = MIL-STD 461
  - X = Not Installed