

12R2 9U, Front Loaded



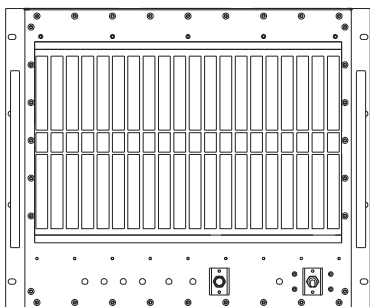
FEATURES

- VME, VME64x, VXS, VPX, cPCI or MicroTCA compatible
- 19" rackmount per IEC60297 (slide mounting optional)
- 9U H, standard depths 22" and 25"
- 2-20 slot, IEEE 1101.10/.11 compliant card cages, front load
- Optional device mounting
- Front to rear evacuative cooling (350 LFM @ .1" H2O)
- Custom rear I/O patch panel (rear I/O cards optional)
- MIL grade components
- Front mounted LEDs for; voltage monitoring, fan fail and over temp
- 500-1400 watt PSU options
- Input options: 90-264VAC Fixed PSU, 47-500 Hz, 28/48VDC


PRODUCT INFORMATION

The 9U, 12R2 is designed to meet the harsh environment of shipboard, airborne, and ground mobile applications per MIL-STD's. The front load card orientation optimizes space efficiency, serviceability and cooling. Highly configurable, the unit can be ordered with choice of VME, VME64x, VXS, VPX, CPCI or MicroTCA, fixed or shock isolated card cage, rear I/O card mounting, device mounting, 500 to 1200 watt PSU, AC or DC input and custom I/O patch panel. Available in both 22" and 25" depths the unit holds up to 20, front loaded cards (fixed). Airflow is front to rear utilizing high volume fans. Shock isolated versions are designed to attenuate 25G shock inputs to the chassis to less than 10Gs at the card cage. All components, materials and design concepts are chosen to meet the applicable MIL-STD environments. The units come completely assembled and wired.

ORDERING INFORMATION

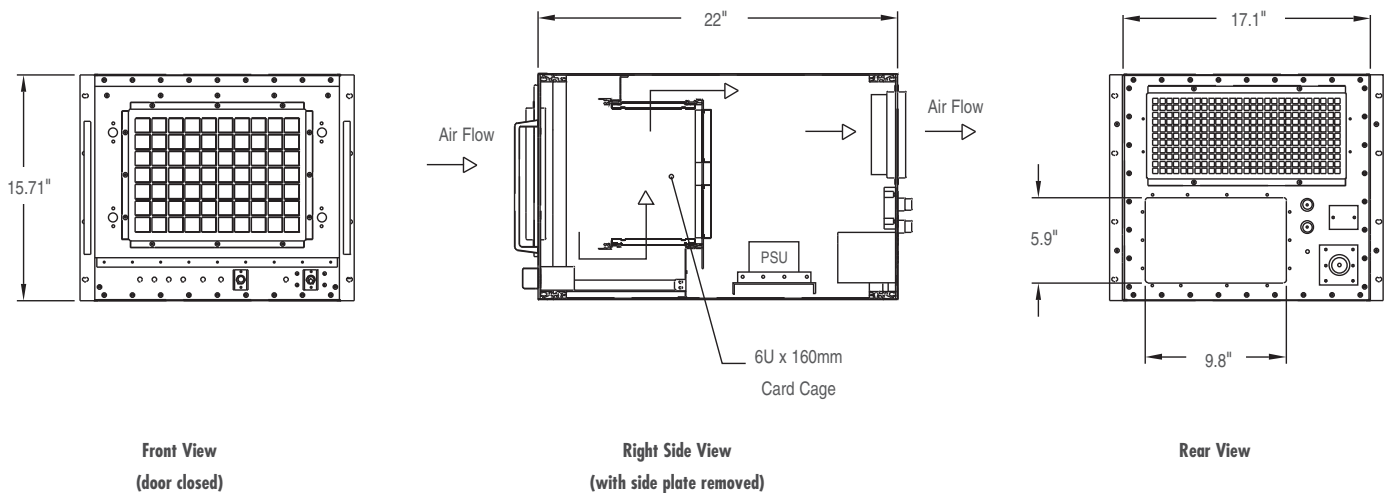


Description	Order Number
<ul style="list-style-type: none"> ■ 9U h x 22" d ■ Holds 20, 6U x 160mm cards, fixed mounted, front load ■ Rear I/O patch panel ■ 20 slot VME64x backplane w/P0 ■ No device mounting ■ 1000 watt, 90-264VAC PSU, 47-500 Hz ■ 2 x 235cfm, HV fan 	12R220OPXX98N5VCF4



Description	Order Number
<ul style="list-style-type: none"> ■ 9U h x 22" d ■ Holds 14, 6U x 160mm cards, shock isolated, front load ■ Rear I/O patch panel ■ 18 slot VXS Dual Star backplane ■ No device mounting ■ 1200 watt, 90-264VAC PSU, 47-500 Hz ■ 2 x 325cfm, HV fan 	12R220LLXX98N5VCL4

LINE DRAWINGS



CUSTOM CONFIGURATIONS

1 2 R 2 ■ ■ ■ ■ ■ ■ 9 8 ■ ■ V ■ ■ ■

NUMBER OF SLOTS BP

00-20: Single BP AY-YA: Split
 Example: 7 slot = 07
 Example: 12 + 9 = LI

BP BARE BOARD

A = CPCI (RSS)
 K = VITA 31.1
 L = VXS (DS)
 M = V64, J12 mono, 3 row
 N = VME64X, 6U
 O = VME64X, 7U
 P = VPX, 6U (VITA 46)
 S = VXS (SS)
 T = VXS (Mesh)
 X = No BP installed
 Z = Custom

BP CONNECTOR CONFIG. J1/J2/P0

L = 5 row, w/o P0, w/ RT-2
 M = 3 row, J1 flush, J2 13mm
 N = 3 row, J1/J2, 17mm
 O = 5 row, w/o P0
 P = 5 row, w/ PO
 Q = 3 row, 13mm
 R = 3 row, 17mm
 S = RT-2 (J0-J6) 6U
 D = CPCI (P1 & P2 S; P3, P4, P5 L)
 X = No connectors
 Z = Custom

DRIVES

1 = 1 X 3.5"
 2 = 2 X 3.5"
 3 = 1 X 5.25" HH
 4 = 2 X 5.25" HH
 5 = 4 X 5.25" HH
 6 = 2 X 3.5", 1 X 5.25" HH
 7 = 1 X 3.5", 2 X 5.25" HH
 9 = 1 X 3.5", 1 X 5.25" HH
 A = 1 x 2.5", 1 X CDROM (SL)
 B = 2 x 2.5"
 C = 6 x 5.25" HH
 D = 1 x slim line CDROM
 X = Not installed

DEVICE MOUNTING

F = Fixed mount devices
 I = Shock isolated devices
 X = N/A

HEIGHT

9 = 9U

WIDTH

8 = 84T

CARD CAGE

Y = Fixed w/ Rear I/O
 N = Fixed no Rear I/O
 F = Isolated w/ Rear I/O
 I = Isolated no Rear I/O

DEPTH

4 = 400mm - 499mm
 5 = 500mm - 599mm (22")
 6 = 600mm - 699mm (25")
 7 = 700mm - 799mm

CARD ORIENTATION

V = Vertical

PSU INPUT

C = 90-230VAC (Fixed)
 G = 90-230VAC (Plug In)
 H = 48VDC (Plug In)
 K = 48VDC (Fixed)
 M = 48VDC (2 x HS, N+1)
 N = 28VDC (Fixed)
 O = 28VDC (2 x HS, N+1)
 P = 90-230VAC (2 x HS, N+1)
 Q = MIL-STD-704A, 28VDC
 R = MIL-STD-704A, 90-230VAC
 S = Custom
 X = No PSU

PSU OUTPUT

(Note: Not all PSU combinations available)

3 = 300-399 watt (w/o 3.3V)
 4 = 400-499 watt (w/o 3.3V)
 5 = 500-599 watt (w/o 3.3V)
 6 = 600-699 watt (w/o 3.3V)
 7 = 700-799 watt (w/o 3.3V)
 8 = 800-899 watt (w/o 3.3V)
 9 = 900-999 watt (w/o 3.3V)
 A = 100-199 watt (w/ 3.3V)
 B = 200-299 watt (w/3.3V)
 C = 300-399 watt (w/3.3V)
 D = 400-499 watt (w/3.3V)
 E = 500-599 watt (w/3.3V)
 F = 600-699 watt (w/ 3.3V)
 G = 700-799 watt (w/ 3.3V)
 H = 800-899 watt (w/3.3V)
 I = 900-999 watt (w/3.3V)
 J = 1000-1099 watt (w/3.3V)
 K = 1100-1199 watt (w/3.3V)
 L = 1200-1299 watt (w/3.3V)
 M = 1300-1399 watt (w/3.3V)
 N = 1400-1499 watt (w/3.3V)
 X = Not installed

SHIELDING LEVEL

2 = Level 2
 4 = MIL-STD-461

