

12R2 5U, Front Loaded



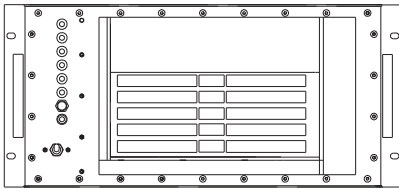
FEATURES

- VME, VME64x, VXS, VPX, cPCI or MicroTCA compatible
- 19" rackmount per IEC60297 (slide mounting optional), horizontal
- 5U H x standard depths: 22" and 25"
- 2-8 slots, IEEE 1101.10/.11 compliant card cages
- Option for 80mm rear I/O breakout cards (Rear Transition Modules)
- Optional shock isolated card cage and device mounting
- Front to rear evacuative cooling (350 LFM @ .1" H2O)
- Solid construction using MIL grade components
- Front mounted LEDs for voltage monitoring, fan fail and over temp
- 250 to 500 watt fixed or plug-in power supply options
- Input options: 90-230VAC Fixed PSU, 47-500 Hz, 28/48VDC

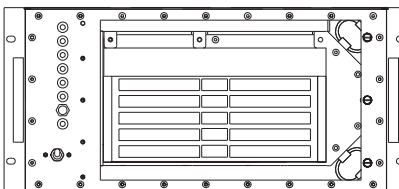
PRODUCT INFORMATION

The 5U, 12R2 is designed to meet the harsh environments of shipboard, airborne, and ground mobile applications per MIL-STDs. The low profile makes it ideal when space is a premium. Highly configurable, the unit can be ordered with choice of VME, VME64x, VXS, VPX, CPCI or MicroTCA, fixed or shock isolated card cage, device mounting, 250 to 500 watt PSU, AC or DC input and custom I/O patch panel. Available in both 22" and 25" depths the unit holds up to 8, horizontally loaded cards (fixed). Airflow is front to rear utilizing high volume fans. Shock isolated versions are designed to attenuate 25G shock inputs to the chassis to less than 10Gs at the card cage. All components, materials and design concepts are chosen to meet the applicable MIL-STD environments. The units come completely assembled and wired.

ORDERING INFORMATION

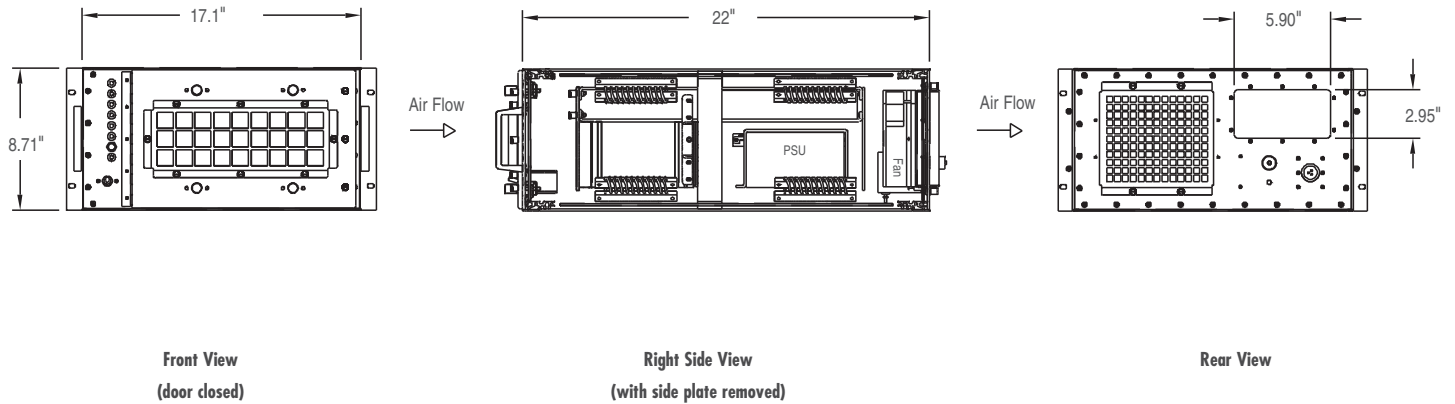


Description	Order Number
<ul style="list-style-type: none"> ■ 5U high x 22" deep ■ Holds 6, 6U x 160mm cards, horizontal, fixed mount ■ 6 slots rear card cage for 6U x 80mm rear I/O transition cards ■ 6-slot VME64x backplane w/P0 ■ Provision for two 2.5" peripheral devices ■ Dual plug-in 90-230VAC plug-in power supplies, 250W each ■ 1 x 235cfm, HV fan 	12R206OPBF58HGB4



Description	Order Number
<ul style="list-style-type: none"> ■ 5U high x 22" deep ■ Holds 8, 6U x 160mm cards, horizontal, shock isolated ■ 8-slot VME64X with P0 backplane ■ 350 watt, 90-264VAC fixed rear PSU, 47-500 Hz ■ 1 x 500cfm, HV fan ■ Shielded to meet MIL-STD 461 	12R208OPXX58I5HCC4

LINE DRAWINGS



CUSTOM CONFIGURATIONS

1 2 R 2 ■ ■ ■ ■ ■ ■ 5 8 ■ ■ H ■ ■ ■

■ NUMBER OF SLOTS BP

00-20: Single BP AY-YA: Split
Example: 7 slot = 07
Example: 12 + 9 = LI

■ BP BARE BOARD

A = CPCI (RSS), 6U
K = VITA 31.1
L = VXS (DS)
M = V64, J12 mono, 3 row
N = VME64X, 6U
O = VME64X, 7U
P = VPX, 6U (VITA 46)
W = VPX, 3U (VITA 46)
S = VXS (SS)
T = VXS (Mesh)
U = CPCI Express, 3U
X = No BP installed
Z = Custom

■ BP CONNECTOR CONFIG. J1/J2/P0

L = 5 row, w/o P0, w/ RT-2
M = 3 row, J1 flush, J2 13mm
N = 3 row, J1/J2, 17mm
O = 5 row, w/o PO
P = 5 row, w/ PO
Q = 3 row, 13mm
R = 3 row, 17mm
S = RT-2 (J0-J6) 6U
U = RT-2 (J0-J2) 3U
D = CPCI (P1 & P2 S; P3, P4, P5 L)
X = No connectors
Z = Custom

■ DRIVES

1 = 1 X 3.5"
2 = 2 X 3.5"
3 = 1 X 5.25" HH
4 = 2 X 5.25" HH
6 = 2 X 3.5", 1 X 5.25"HH
7 = 1 X 3.5", 2 X 5.25"HH
9 = 1 X 3.5", 1 X 5.25"HH
A = 1 x 2.5", 1 X DVD/CD (SL)
B = 2 x 2.5"
D = 1 x slim line DVD/CD
X = Not installed

■ DEVICE MOUNTING

F = Fixed mount devices
I = Shock isolated devices
X = N/A

■ HEIGHT

5 = 5U

■ WIDTH

8 = 84T

■ CARD CAGE

Y = Fixed w/ Rear I/O
N = Fixed no Rear I/O
F = Isolated w/ Rear I/O
I = Isolated no Rear I/O

■ DEPTH

4 = 400mm - 499mm
5 = 500mm - 599mm (22")
6 = 600mm - 699mm (25")
7 = 700mm - 799mm

■ CARD ORIENTATION

H = Horizontal

■ PSU INPUT

C = 90-230VAC (Fixed)
G = 90-230VAC (Plug In)
H = 48VDC (Plug In)
K = 48VDC (Fixed)
M = 48VDC (2 x HS, N+1)
N = 28VDC (Fixed)
O = 28VDC (2 x HS, N+1)
P = 90-230VAC (2 x HS, N+1)
Q = MIL-STD-704A, 28VDC
R = MIL-STD-704A, 90-230VAC
S = Custom
X = No PSU

■ PSU OUTPUT

(Note: Not all PSU combinations available)

1 = 100-199 watts (w/o 3.3V)
2 = 200-299 watts (w/o 3.3V)
3 = 300-399 watts (w/o 3.3V)
4 = 400-499 watts (w/o 3.3V)
5 = 500-599 watt (w/o 3.3V)
6 = 600-699 watt (w/o 3.3V)
7 = 700-799 watt (w/o 3.3V)
8 = 800-899 watt (w/o 3.3V)
A = 100-199 watt (w/ 3.3V)
B = 200-299 watt (w/3.3V)
C = 300-399 watt (w/3.3V)
I = 900-999 watt (w/3.3V)
J = 1000-1099 watt (w/3.3V)
K = 1100-1199 watt (w/3.3V)
L = 1200-1299 watt (w/3.3V)
M = 1300-1399 watt (w/3.3V)
N = 1400-1499 watt (w/3.3V)
X = Not installed

■ SHIELDING LEVEL

2 = Level 2
4 = MIL-STD-461
T = Tempest
X = Not installed

