

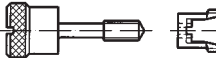



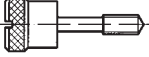




Fixing material

Front panel screws M2.5


	Size	Packing unit	Standard	Black
Milled edge screw slotted. Head Ø 7 Press-fit bush 	M2.5 x 11.3	2 x 10 pcs.	63-443	–
Milled edge screw slotted. Head Ø 7 Threaded bush 	M2.5 x 11.3 M2.5 / M5 x 0.5	2 x 10 pcs.	63-130	–
Milled edge screw slotted. Head Ø 7 Retainer 	M2.5 x 11.3	2 x 10 pcs.	63-157	–
Round head screw slotted. Head Ø 5 Press-fit bush 	M2.5 x 11.3	2 x 10 pcs.	63-444	–
Round head screw slotted. Head Ø 5 Threaded bush 	M2.5 x 11.3 M2.5 / M5 x 0.5	2 x 10 pcs.	63-129	–
Round head screw slotted. Head Ø 5 Retainer 	M2.5 x 11.3	2 x 10 pcs.	63-159	–
Milled edge screw slotted. Head Ø 7 	M2.5 x 11.3	100 pcs.	1904-16	61-267-01-2
Round head screw slotted. Head Ø 5 	M2.5 x 9 M2.5 x 9 M2.5 x 11.3	100 pcs. 1000 pcs. 100 pcs.	61-252-2 61-252-3 1904-37	– – –
Philips round head screw. Head Ø 6 	M2.5 x 11.3	100 pcs.	1904-41	63-474

Press-fit bush, drilling $\varnothing 3.7^{+0.11}_0$



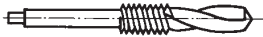
Size	Packing unit	Standard	Black
M2.5 Mat. ≥ 2.5 mm	100 pcs.	63-301	63-471
M2.5 Mat. ≥ 2.5 mm	1000 pcs.	61-201-3	–
M2.5 Mat. ≥ 1 mm	100 pcs.	61-225-2	–

Threaded bush



M2.5 / M5 x 0.5	100 pcs.	63-131	–
-----------------	----------	--------	---

Combination drill piece for remachining



M5 x 0.5	1 piece	61-545	–
----------	---------	--------	---

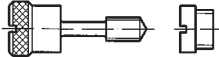

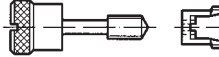


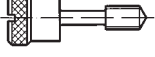
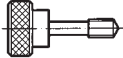
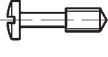

Screw retainer



M2.5 + M3	10 pcs.	63-118	–
M2.5 + M3	100 pcs.	63-119	–

Fixing material

Front panel screws M3

	Size	Packing unit	Standard	Black
Milled edge screw slotted. Head Ø 7 Threaded bush 	M3 x 11.3 M3 / M5 x 0.5	2 x 10 pcs.	63-128	–
Milled edge screw slotted. Head Ø 9 Threaded bush 	M3 x 11.3 M3 / M5 x 0.5	2 x 10 pcs.	63-047	–
Milled edge screw slotted. Head Ø 7 Retainer 	M3 x 11.3	2 x 10 pcs.	63-158	–
Round head screw slotted. Head Ø 5 Threaded bush 	M3 x 11.3 M3 / M5 x 0.5	2 x 10 pcs.	63-079	–
Round head screw slotted. Head Ø 5 Retainer 	M3 x 11.3	2 x 10 pcs.	63-160	–
Milled edge screw slotted. Head Ø 7 	M3 x 11.3	100 pcs.	1904-18	–
Milled edge screw without slot. Head Ø 9 	M3 x 11.3	100 pcs.	63-048*	–
Round head screw slotted. Head Ø 5 	M3 x 11.3	100 pcs.	1904-35	–
Round head screw slotted. Head Ø 6 	M3 x 9	100 pcs.	1904-30*	–

* Not to be used with screw retainers!

Press-fit bush. Drilling $\varnothing 3.7^{+0.1}_0$



Size	Packing unit	Standard	Black
------	--------------	----------	-------

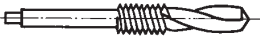
M3	100 pcs.	63-464	–
----	----------	--------	---

Threaded bush



M3 / M5 x 0.5	100 pcs.	63-049	–
---------------	----------	--------	---

Combination drill piece for remachining



M5 x 0.5	1 piece	61-545	–
----------	---------	--------	---

Screw retainer



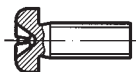
M2.5 + M3	10 pcs.	63-118	–
M2.5 + M3	100 pcs.	63-119	–

Fixing material

Miscellaneous screws

Philips cylindrical screw

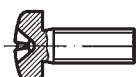
~DIN 84A



Size	Packing unit	Standard	Black
M2.5 x 6	100 pcs.	1910-04	–
M2.5 x 6	1000 pcs.	5325-06-3	–
M2.5 x 8	100 pcs.	1910-05	–
M2.5 x 10	100 pcs.	1910-06	–
M2.5 x 12	100 pcs.	1910-07	–
M3 x 8	100 pcs.	1910-16	–
M3 x 12	100 pcs.	1910-15	–
M4 x 8	100 pcs.	1910-20	–

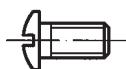
Philips round head screw

DIN 7985A



M3 x 4	100 pcs.	1912-04	–
M3 x 6	100 pcs.	1912-06	–
M3 x 8	100 pcs.	1910-13	–
M3 x 10	100 pcs.	1910-14	–
M4 x 6	100 pcs.	1910-18	–
M6 x 8	100 pcs.	1910-30	–

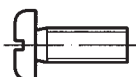
Special round head slotted screw



M3 x 6	100 pcs.	1904-10	–
--------	----------	---------	---

Slotted pan head screw

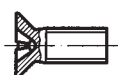
DIN 85A



M2.5 x 3	100 pcs.	1901-03	–
M2.5 x 4	100 pcs.	1901-04	–
M2.5 x 5	100 pcs.	1901-05	–
M2.5 x 6	100 pcs.	1901-06	–
M2.5 x 8	100 pcs.	1901-08	–
M2.5 x 16	100 pcs.	1901-16	–
M2.5 x 18	100 pcs.	1901-09	–
M3 x 5	100 pcs.	1901-11	–
M3 x 6	100 pcs.	1901-12	–
M3 x 8	100 pcs.	1901-13	–
M6 x 8	100 pcs.	1901-51	–
M6 x 12	100 pcs.	1901-52	–

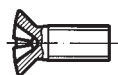
Philips countersunk screw

DIN 965A



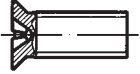
M2.5 x 8	100 pcs.	1906-08	–
M3 x 6	100 pcs.	1906-12	–
M3 x 8	100 pcs.	1906-13	–
M3 x 10	100 pcs.	1906-14	–
M4 x 10	100 pcs.	1906-24	–

Philips countersunk round head screw, DIN 966A



M3 x 6	100 pcs.	1905-12	–
M3 x 8	100 pcs.	1905-13	–
M3 x 10	100 pcs.	1905-14	–

Philips countersunk screw with small head Ø 6



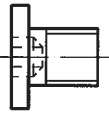
Size	Packing unit	Standard	Black
M4 x 5	100 pcs.	5441-50-2	–
M4 x 10	100 pcs.	63-431	–

Special countersunk screw with slot



M2 x 6	10 pcs.	1904-06	–
M2 x 6	100 pcs.	1904-07	–

Slotted cylindrical allen screw with extremely low head



M5 x 6	100 pcs.	63-355	–
M6 x 10	10 pcs.	1908-17	–

Special low-head allen screw with collar

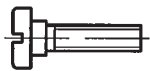
M6 x 15	100 pcs.	63-357	–
---------	----------	--------	---

Ø8.2 x 1.3 for 19" perforation in cabinets



Slotted cylindrical screw with collar

M2.5: collar Ø3 M3: collar Ø4



M2.5 x 8	100 pcs.	63-442	–
M3 x 11	100 pcs.	1904-14	–

Slotted cylindrical screw with small head Ø 3.2



M2.5 x 4	100 pcs.	1909-10	–
----------	----------	---------	---

Philips countersunk round head screw with integrated washer



M3 x 6	100 pcs.	1912-16	–
--------	----------	---------	---

Philips countersunk round head screw with integrated washer, Tuflock-coated

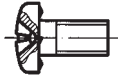


M2.5 x 10	100 pcs.	5336-10-2	–
M2.5 x 10	1000 pcs.	5336-10-3	–

Fixing material

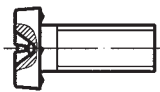
Earthing screws

Special philips round head earthing screw



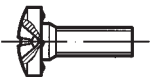
Size	Packing unit	Standard	Black
M3 x 6	100 pcs.	63-372	63-473
M3 x 6	1000 pcs.	61-283-3	–

Special philips cylindrical earthing screw



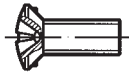
M4 x 6	100 pcs.	63-354	–
M4 x 10	100 pcs.	1904-12	–
M4 x 10	1000 pcs.	61-260-3	–

Special philips round head earthing screw with collar Ø 3.2 x 0.9 for front panels



M2.5 x 8	100 pcs.	63-442	–
----------	----------	--------	---

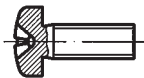
Philips countersunk round head earthing screw



M3 x 6	100 pcs.	63-374	63-472
M4 x 12	100 pcs.	63-375	–

Self-tapping screws

Self-tapping philips round head screw



M3 x 5	100 pcs.	1910-10	–
--------	----------	---------	---

Self-tapping philips countersunk earthing screw



M3 x 8.8	100 pcs.	63-376	–
----------	----------	--------	---

PT screws


Philips PT round head screw



Ø 3 x 8	100 pcs.	1902-70	–
---------	----------	---------	---

Sheet metal screws

Special philips round head sheet metal earthing screw



Size	Packing unit	Standard	Black
Ø2.9 x 9.5	100 pcs.	63-377	–

Threaded bolts

Threaded earthing bolt



M4 x 9/6	10 pcs.	63-192	–
----------	---------	--------	---

Press-in threaded stud for earth connector



Drill Ø 4 $^{+0.1}_0$

M4 x 8	10 pcs.	63-194	–
--------	---------	--------	---

Set screws

Set screws for fixing of tapped strips



M2.5 x 8	100 pcs.	1902-15	–
M3 x 6	100 pcs.	1902-21	–
M3 x 8	100 pcs.	1902-20	–

Fixing material

Nuts and lock nuts

Hexagonal nut



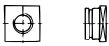
Size	Packing unit	Standard	Black
M2.5 x 0.8d	100 pcs.	1907-03	–
M3 x 0.5d	100 pcs.	1907-14	–
M3 x 0.8d	100 pcs.	1907-10	–
M4 x 0.8d	100 pcs.	1907-20	–
M5 x 0.8d	100 pcs.	1907-30	–
M6 x 0.8d	100 pcs.	1907-40	–

Hexagonal lock nut



M2.5	100 pcs.	1907-04	–
------	----------	---------	---

Inset nut



M6	100 pcs.	63-092	–
----	----------	--------	---

Retainer for inset nut



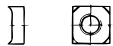
M6	100 pcs.	63-091	–
----	----------	--------	---

Square nut



M2.5 SW5.5	100 pcs.	1907-83	–
M3 SW5.5	100 pcs.	1907-87	–
M3 SW7	100 pcs.	1907-88	–
M4 SW7	100 pcs.	1907-90	–

Square earthing nut



M4 SW7	100 pcs.	63-197	–
--------	----------	--------	---

Holder for square nut



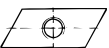
SW7	100 pcs.	63-251	–
-----	----------	--------	---

Nut positioning ring for nut in profile slot



M3	100 pcs.	63-006	–
M4	100 pcs.	63-007	–

Oblique nut



M6	10 pcs.	1907-52	–
M6	100 pcs.	1907-51	–

Washers

Washer



Size	Packing unit	Standard	Black
Ø 2.8 (M2.5)	100 pcs.	1907-01	–
Ø 3.2 (M3)	100 pcs.	1907-11	–
Ø 4.3 (M4)	100 pcs.	1907-21	–

Lock washer



Ø 3.2 (M3)	100 pcs.	1907-12	–
Ø 4.3 (M4)	100 pcs.	1907-22	–

Plastic washer



M6	100 pcs.	63-090	–
----	----------	--------	---




O-ring for use with 1904-30 and M3 screws



	100 pcs.	1904-31	–
--	----------	---------	---

Washers for type 14



	4 pcs.	63-026	–
	40 pcs.	63-027	–
	10 pcs.	63-024	–

Fixing material

Tapped strips

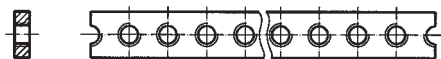
Tapped strips M2.5

2 x 6 mm for extrusions

(exceptions see next page)



Size	Packing unit	Standard	Black
M2.5 2HP	20 pcs.	63-000	–
M2.5 4HP	10 pcs.	63-198	–
M2.5 8HP	10 pcs.	63-184	–
M2.5 10HP	10 pcs.	63-002	–
M2.5 10HP	100 pcs.	63-003	–
M2.5 15HP	10 pcs.	63-185	–
M2.5 18HP	10 pcs.	63-186	–
M2.5 21HP	10 pcs.	63-182	–
M2.5 27HP	10 pcs.	63-187	–
M2.5 28HP	10 pcs.	63-183	–
M2.5 32HP	10 pcs.	63-190	–
M2.5 36HP	10 pcs.	63-516	–
M2.5 40HP	10 pcs.	63-086	–
M2.5 42HP	10 pcs.	63-057	–
M2.5 46HP	10 pcs.	63-519	–
M2.5 59HP	10 pcs.	63-188	–
M2.5 60HP	10 pcs.	63-087	–
M2.5 63HP	10 pcs.	63-062	–
M2.5 81HP	10 pcs.	63-088	–
M2.5 84HP	10 pcs.	63-089	–
M2.5 84HP	500 pcs.	63-475	–



M2.5 85HP	10 pcs.	61-568-1	–
-----------	---------	----------	---

Tapped strips M3

2 x 6 mm for extrusions

(exceptions see next page)



M3 10HP	10 pcs.	63-004	–
M3 10HP	100 pcs.	63-005	–
M3 21HP	10 pcs.	63-180	–
M3 28HP	10 pcs.	63-181	–
M3 40HP	10 pcs.	63-067	–
M3 42HP	10 pcs.	63-064	–
M3 60HP	10 pcs.	63-066	–
M3 63HP	10 pcs.	63-069	–
M3 81HP	10 pcs.	63-065	–
M3 84HP	10 pcs.	63-068	–
M3 84HP	500 pcs.	63-476	–

Tapped strips M2.5 1.8 x 5 mm

for use with extrusions:

66-106, 66-132, 66-188, 66-193, 66-194,
66-288, 66-289



Size	Packing unit	Standard	Black
M2.5 10HP	10 pcs.	63-080	–
M2.5 18HP	10 pcs.	63-178	–
M2.5 27HP	10 pcs.	63-179	–
M2.5 37HP	10 pcs.	63-816	–
M2.5 42HP	10 pcs.	63-081	–
M2.5 46HP	10 pcs.	63-191	–
M2.5 63HP	10 pcs.	63-082	–
M2.5 81HP	10 pcs.	63-083	–
M2.5 81HP	500 pcs.	61-473-5	–
M2.5 84HP	10 pcs.	63-084	–
M2.5 84HP	500 pcs.	63-477	–

Label strips

01-42 / 42-01	2 pcs. each	63-142	–
01-63 / 63-01	2 pcs. each	63-143	–
01-81 / 81-01	2 pcs. each	63-043	–
01-84 / 84-01	2 pcs. each	63-046	–
01-84	4 pcs.	63-146	–
01-21 (4HP steps)	10 pcs.	63-243	–

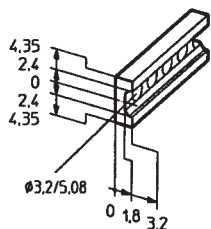
Insulation

Backplane insulating spacer



	10 pcs.	63-165	–
	100 pcs.	63-166	–

Insulating strips

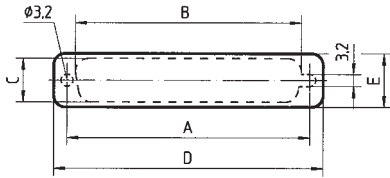


81HP	1 piece	66-901-22	–
84HP	1 piece	66-901-23	–

Fixing material

Covering caps

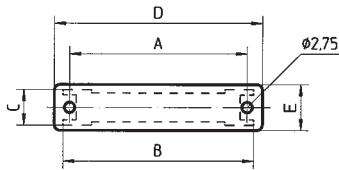
DB connector openings according to DIN 41652 (Sub-D)



Opening	Material	A	B	C	D	E	10 pcs.	100 pcs.
DB9 9-pole	ABS grey	25	20.5	11.4	32	14	63-811	63-858
DB15 15-pole	ABS grey	33.3	28.8	11.4	40.3	14	63-812	63-859
DB25 25-pole	ABS grey	47	42.5	11.4	54	14	63-813	63-860
DB37 37-pole	ABS grey	63.5	59.1	11.4	70.5	14	63-814	–
DB50 50-pole	ABS grey	61.1	56.3	14.1	68.1	16.6	63-815	–

fitting without tools

DBmini connector openings (SCSI)

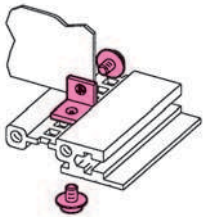


Opening	Material	A	B	C	D	E	10 pcs.
DB50mini 50-pole	SVZ sheet metal	46.6	50	9.3	54.6	12	70-694-50-1
DB68mini 68-pole	SVZ sheet metal	58	61.4	9.3	66	12	70-694-68-1

including sheet metal screws $\varnothing 2.9 \times 6.5$

Mounting bracket

Assembly of a separation



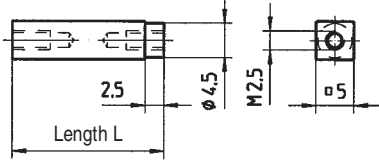
	Packing unit	Part No.
Mounting brackets	100 pcs.	63-656

Fixing material

	Packing unit	Part No.
Round head screw M3 x 6	100 pcs.	1912-16

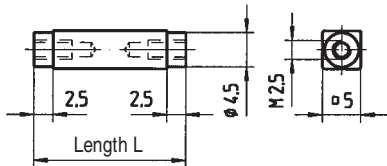
Spacers

Spacers series A



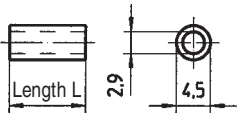
Length L (mm)	Packing unit 10 pieces
5.08	63-252
10.16	63-254
15.24	63-256
20.32	63-258
25.4	63-260
30.48	63-262
35.56	63-264
40.64	63-266
45.72	63-267
50.8	63-268
55.88	63-269
60.96	63-270
81.28	63-274

Spacers series B



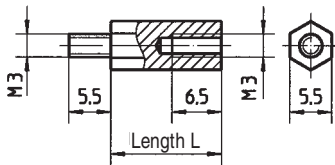
13.64	63-275
18.72	63-277
23.8	63-279
28.88	63-281
33.96	63-283

Spacers series C

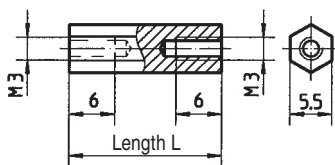


7.64	63-296
------	--------

Hexagonal spacers M3 thread



Length L (mm)	Packing unit 1 piece
10	1922-01
15	1922-02
20	1922-03
25	1922-04
30	1922-05
40	1922-07
50	1922-09
60	1922-11



8.5	1923-01
13.5	1923-02
28.5	1923-04
38.5	1923-05
68.5	1923-07