

Module 19" Type 10

Basic case

Material

Front panel: 3 mm aluminum, clear anodized, bonded to a supporting 2 mm aluminum panel, raw.
Extrusion: aluminum
Handles: zinc die-cast, zinc plated

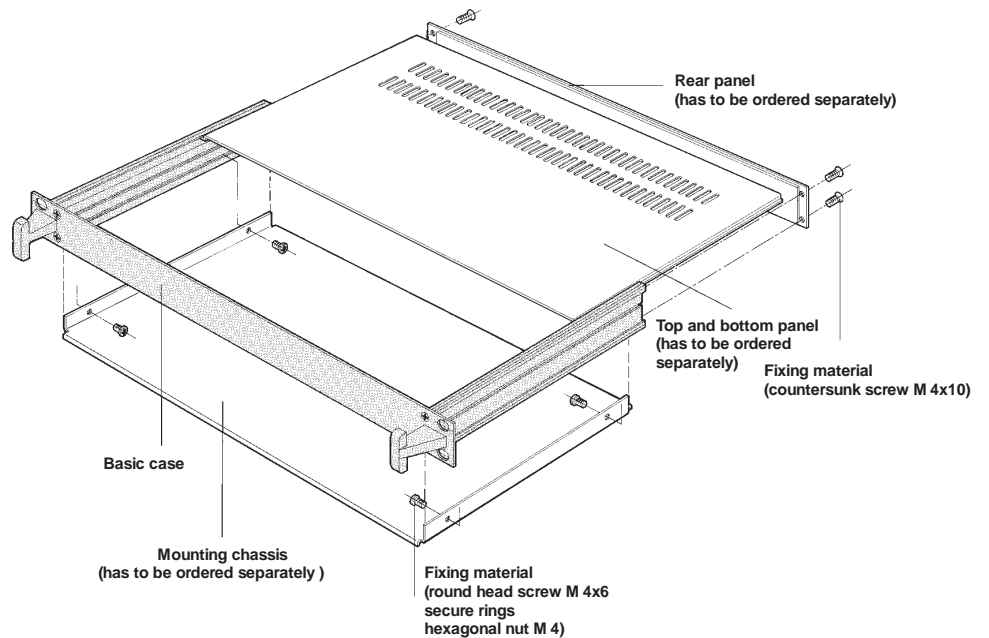
Scope of delivery

1 front panel
2 depth extrusions
2 handles
incl. fixing material


in kit form

Application examples

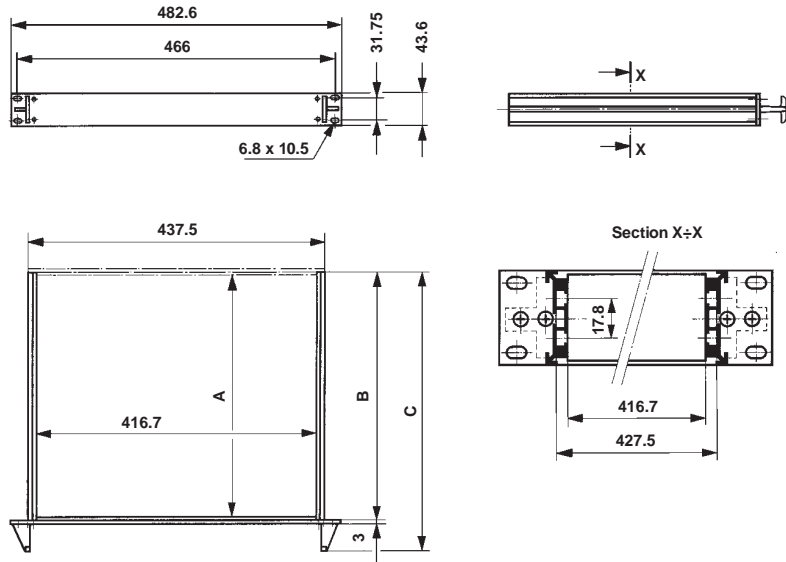
Accommodates displays, flat components, non-standardized p.c. boards, etc.



Basic case 1U



Depth (T)	A	B	C	Part No.
240 mm (9.44")	240 mm (9.44")	244 mm (9.66")	288 mm (11.33")	10-01183-00
360 mm (14.17")	360 mm (14.17")	364 mm (14.33")	408 mm (16.06")	10-01184-00



Mounting chassis

Aluminum 1.5 mm, raw

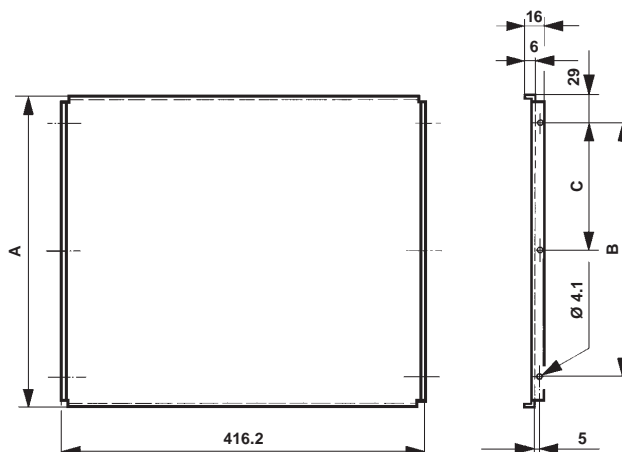


Depth (T)	A	B	C	Part No.
240 mm (9.44")	238 mm (9.37")	180 mm (7.08")	-	10-144
360 mm (14.17")	358 mm (14.09")	300 mm (11.81")	150 mm (5.90")	10-149

Fixing material


Description	Packing unit	Part No.
Hexagonal nut M 4	100 pcs.	1907-20
Secure rings	100 pcs.	63-007
Round head screw M 4x6	100 pcs.	1910-18

The mounting chassis is fixed to the depth extrusion by means of screws. Dimensions according to the width and depth of the case.



Module 19" Type 10

Rear panel

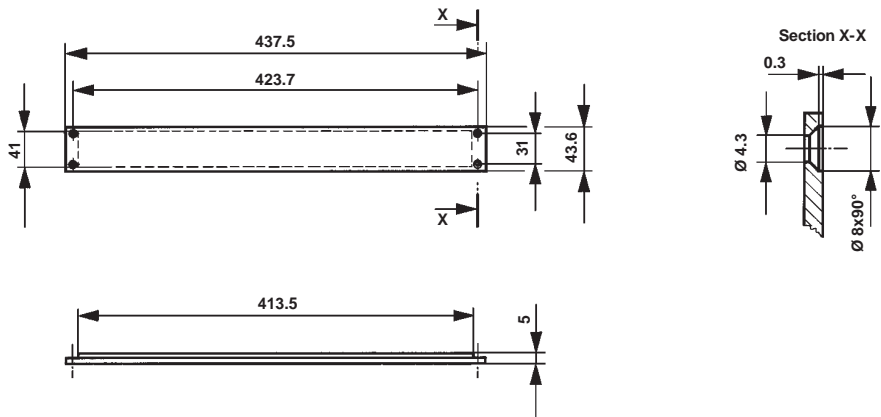


The rear panel is made from 3 mm aluminum, clear anodized, bonded to 2 supporting 2 mm aluminum panels, raw. This structure serves to secure the top and bottom panel.

Description	Part No.
1U rear panel	10-106-50


Fixing material

Description	Packing unit	Part no.
Round head screw M4x10	pack of 100 pcs.	1906-24

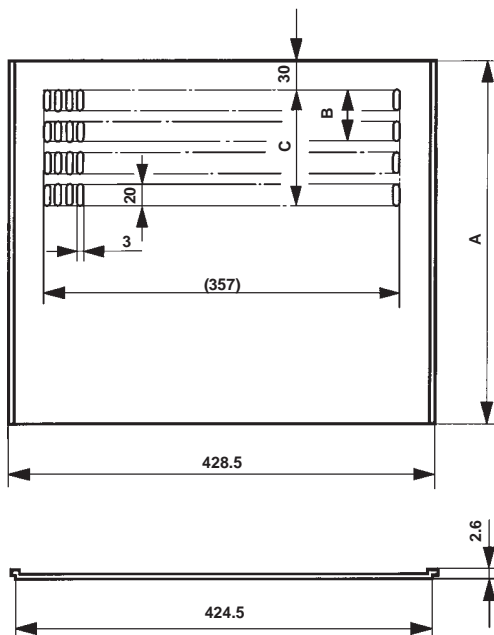


Top and bottom panel

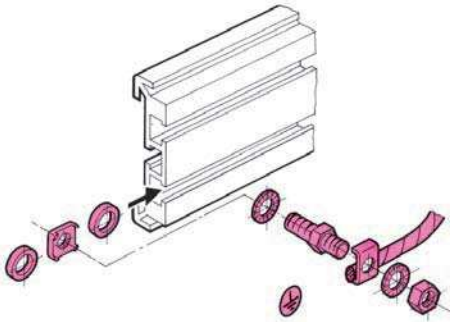
Aluminum 1 mm



Version	Depth (T)	A	B	C	Part No.
unperforated	240 mm 9.44"	244 mm 9.60"	-	-	10-124-00
perforated	240 mm 9.44"	244 mm 9.60"	50 1.96"	-	10-124-01
unperforated	360 mm 14.17"	364 mm 14.33"	-	-	10-134-00
perforated	360 mm 14.17"	364 14.33"	-	110 4.33"	10-134-01



Earthing set



Description	Part No.
Earthing set according to EN VDE/SEV	63-172