

## Small Signal Fast Switching Diode



### FEATURES

- Silicon epitaxial planar diode
- Low forward voltage drop
- High forward current capability
- QuadromELF package
- AEC-Q101 qualified
- Material categorization:  
For definitions of compliance please see [www.vishay.com/doc?99912](http://www.vishay.com/doc?99912)


**RoHS**  
COMPLIANT

### MECHANICAL DATA

**Case:** QuadromELF SOD-80

**Weight:** approx. 34 mg

**Cathode band color:** black

**Packaging codes/options:**

GS18/10K per 13" reel (8 mm tape), 10K/box

GS08/2.5K per 7" reel (8 mm tape), 12.5K/box

### APPLICATIONS

- High speed switch and general purpose
- Use in computer and industrial applications

### PARTS TABLE

PART	ORDERING CODE	TYPE MARKING	INTERNAL CONSTRUCTION	REMARKS
LS4150	LS4150GS18 or LS4150GS08	-	Single diode	Tape and reel

### ABSOLUTE MAXIMUM RATINGS ( $T_{amb} = 25^{\circ}\text{C}$ , unless otherwise specified)

PARAMETER	TEST CONDITION	SYMBOL	VALUE	UNIT
Repetitive peak reverse voltage		$V_{RRM}$	50	V
Reverse voltage		$V_R$	50	V
Peak forward surge current	$t_p = 1 \mu\text{s}$	$I_{FSM}$	4	A
Forward continuous current		$I_F$	600	mA
Average forward current	$V_R = 0$	$I_{F(AV)}$	300	mA
Power dissipation		$P_{tot}$	500	mW

### THERMAL CHARACTERISTICS ( $T_{amb} = 25^{\circ}\text{C}$ , unless otherwise specified)

PARAMETER	TEST CONDITION	SYMBOL	VALUE	UNIT
Thermal resistance junction to ambient air	On PC board 50 mm x 50 mm x 1.6 mm	$R_{thJA}$	300	K/W
Junction temperature		$T_j$	175	$^{\circ}\text{C}$
Storage temperature range		$T_{stg}$	- 65 to + 175	$^{\circ}\text{C}$

<b>ELECTRICAL CHARACTERISTICS</b> ( $T_{amb} = 25\text{ }^{\circ}\text{C}$ , unless otherwise specified)						
PARAMETER	TEST CONDITION	SYMBOL	MIN.	TYP.	MAX.	UNIT
Forward voltage	$I_F = 1\text{ mA}$	$V_F$	540		620	mV
	$I_F = 10\text{ mA}$	$V_F$	660		740	mV
	$I_F = 50\text{ mA}$	$V_F$	760		860	mV
	$I_F = 100\text{ mA}$	$V_F$	820		920	mV
	$I_F = 200\text{ mA}$	$V_F$	870		1000	mV
Reverse current	$V_R = 50\text{ V}$	$I_R$			100	nA
	$V_R = 50\text{ V}, T_J = 150\text{ }^{\circ}\text{C}$	$I_R$			100	$\mu\text{A}$
Diode capacitance	$V_R = 0, f = 1\text{ MHz}, V_{HF} = 50\text{ mV}$	$C_D$			2.5	pF
Reverse recovery time	$I_F = I_R = 10\text{ mA to } 100\text{ mA},$ $i_R = 0.1 \times I_R, R_L = 100\text{ }\Omega$	$t_{rr}$			4	ns

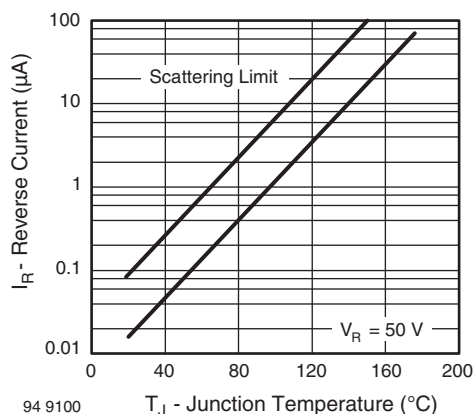
**TYPICAL CHARACTERISTICS** ( $T_{amb} = 25\text{ }^{\circ}\text{C}$ , unless otherwise specified)


Fig. 1 - Reverse Current vs. Junction Temperature

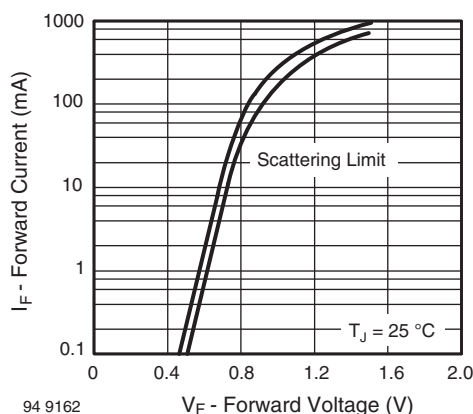
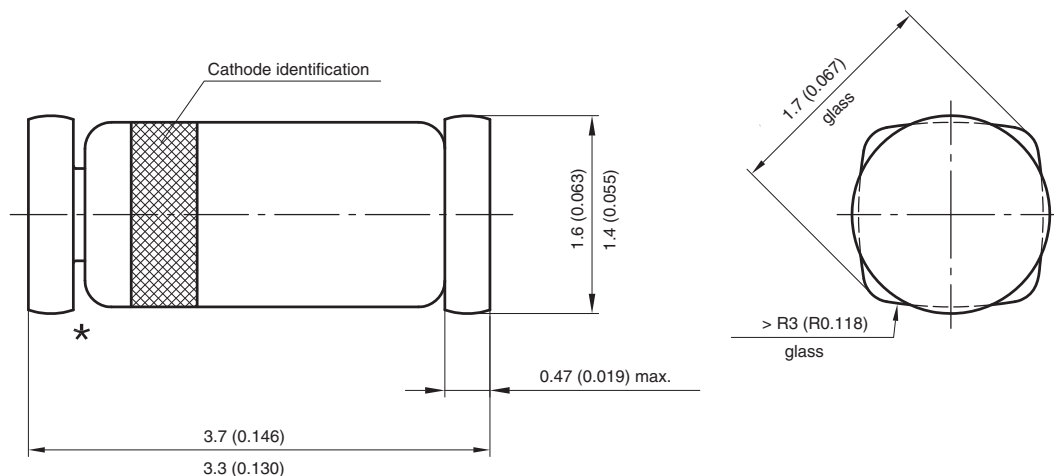
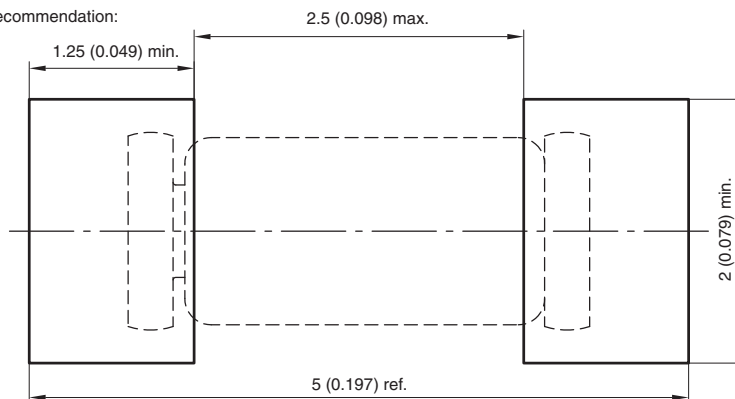


Fig. 2 - Forward Current vs. Forward Voltage

**PACKAGE DIMENSIONS** in millimeters (inches): **QuadroMELF SOD-80**


Foot print recommendation:



Created - Date: 03.November.2003  
Rev. 11 - Date: 07.June 2006  
Document no.:6.560-5006.01-4  
96 12071



## Disclaimer

ALL PRODUCT, PRODUCT SPECIFICATIONS AND DATA ARE SUBJECT TO CHANGE WITHOUT NOTICE TO IMPROVE RELIABILITY, FUNCTION OR DESIGN OR OTHERWISE.

Vishay Intertechnology, Inc., its affiliates, agents, and employees, and all persons acting on its or their behalf (collectively, "Vishay"), disclaim any and all liability for any errors, inaccuracies or incompleteness contained in any datasheet or in any other disclosure relating to any product.

Vishay makes no warranty, representation or guarantee regarding the suitability of the products for any particular purpose or the continuing production of any product. To the maximum extent permitted by applicable law, Vishay disclaims (i) any and all liability arising out of the application or use of any product, (ii) any and all liability, including without limitation special, consequential or incidental damages, and (iii) any and all implied warranties, including warranties of fitness for particular purpose, non-infringement and merchantability.

Statements regarding the suitability of products for certain types of applications are based on Vishay's knowledge of typical requirements that are often placed on Vishay products in generic applications. Such statements are not binding statements about the suitability of products for a particular application. It is the customer's responsibility to validate that a particular product with the properties described in the product specification is suitable for use in a particular application. Parameters provided in datasheets and/or specifications may vary in different applications and performance may vary over time. All operating parameters, including typical parameters, must be validated for each customer application by the customer's technical experts. Product specifications do not expand or otherwise modify Vishay's terms and conditions of purchase, including but not limited to the warranty expressed therein.

Except as expressly indicated in writing, Vishay products are not designed for use in medical, life-saving, or life-sustaining applications or for any other application in which the failure of the Vishay product could result in personal injury or death. Customers using or selling Vishay products not expressly indicated for use in such applications do so at their own risk and agree to fully indemnify and hold Vishay and its distributors harmless from and against any and all claims, liabilities, expenses and damages arising or resulting in connection with such use or sale, including attorneys fees, even if such claim alleges that Vishay or its distributor was negligent regarding the design or manufacture of the part. Please contact authorized Vishay personnel to obtain written terms and conditions regarding products designed for such applications.

No license, express or implied, by estoppel or otherwise, to any intellectual property rights is granted by this document or by any conduct of Vishay. Product names and markings noted herein may be trademarks of their respective owners.

## Material Category Policy

**Vishay Intertechnology, Inc. hereby certifies that all its products that are identified as RoHS-Compliant fulfill the definitions and restrictions defined under Directive 2011/65/EU of The European Parliament and of the Council of June 8, 2011 on the restriction of the use of certain hazardous substances in electrical and electronic equipment (EEE) - recast, unless otherwise specified as non-compliant.**

**Please note that some Vishay documentation may still make reference to RoHS Directive 2002/95/EC. We confirm that all the products identified as being compliant to Directive 2002/95/EC conform to Directive 2011/65/EU.**