

SURFACE MOUNT SCHOTTKY BARRIER RECTIFIER

VOLTAGE 60 Volts CURRENT 7.0 Amperes

FEATURES

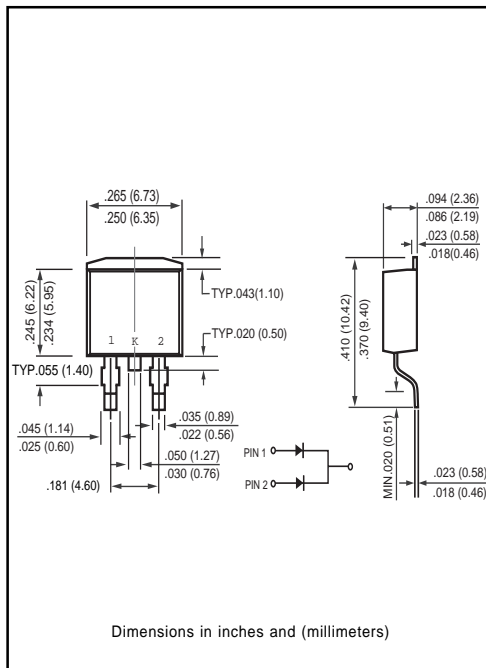
- * Fast switching
- * Low switching noise
- * Low forward voltage drop
- * High current capability
- * High switching capability
- * High reliability
- * High surge capability

MECHANICAL DATA

- * Case: Molded plastic
- * Epoxy: Device has UL flammability classification 94V-0
- * Lead: MIL-STD-202E method 208C guaranteed
- * Metallurgically bonded construction
- * Mounting position: Any

MAXIMUM RATINGS AND ELECTRICAL CHARACTERISTICS

Ratings at 25 °C ambient temperature unless otherwise specified.
 Single phase, half wave, 60 Hz, resistive or inductive load.
 For capacitive load, derate current by 20%.



MAXIMUM RATINGS (At TA = 25°C unless otherwise noted)

RATINGS	SYMBOL	SR760CSDP	UNITS
Maximum Recurrent Peak Reverse Voltage	VRRM	60	Volts
Maximum RMS Voltage	VRMS	42	Volts
Maximum DC Blocking Voltage	Vdc	60	Volts
Maximum Average Forward Rectified Current at Derating Lead Temperature	IO	7.0	Amps
Peak Forward Surge Current 8.3 ms single half sine-wave superimposed on rated load (JEDEC method)	IFSM	80	Amps
Typical Junction Capacitance (Note 1)	CJ	200	pF
Operating Temperature Range	TJ	-55 to + 150	°C
Storage Temperature Range	TSTG	-55 to + 150	°C

ELECTRICAL CHARACTERISTICS (At TA = 25°C unless otherwise noted)

CHARACTERISTICS	SYMBOL	SR760CSDP	UNITS
Maximum Instantaneous Forward Voltage at 3.0A DC	VF	.61	Volts
Maximum Instantaneous Forward Voltage at 6.0A DC	VF	.76	Volts
Maximum Average Reverse Current at Rated DC Blocking Voltage	@ TA = 25°C	2.0	mAmps
	@ TA = 100°C	20	mAmps

Note: 1. Measured at 1 MHz and applied reverse voltage of 4.0 volts.

2 "Fully ROHS compliant", "100% Sn plating (Pb-free)".

RATING AND CHARACTERISTIC CURVES (SR760CSDP)

FIG. 1 - TYPICAL FORWARD CURRENT DERATING CURVE

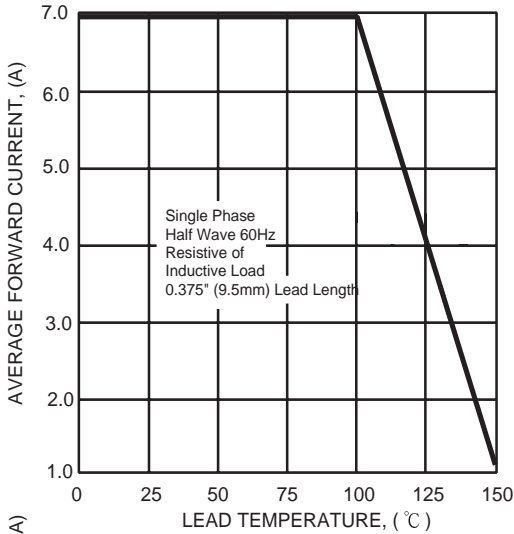


FIG. 2 - TYPICAL REVERSE CHARACTERISTICS

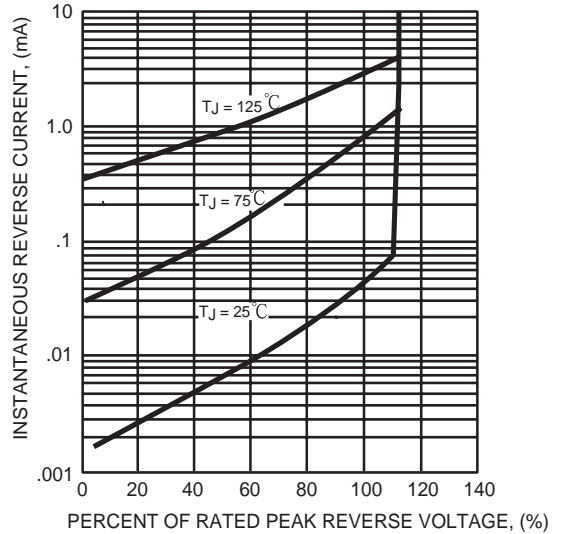


FIG. 3 - TYPICAL INSTANTANEOUS FORWARD CHARACTERISTICS

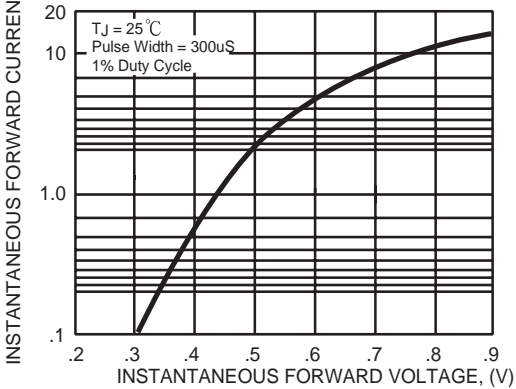


FIG. 4 - TYPICAL JUNCTION CAPACITANCE

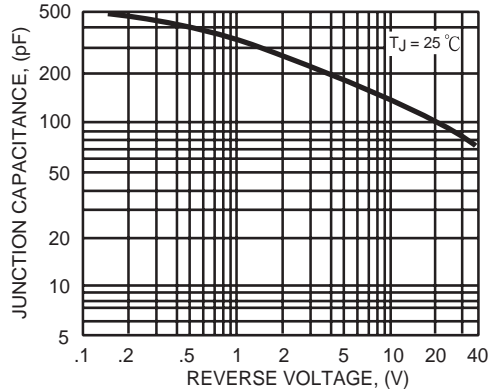


FIG. 5 - MAXIMUM NON-REPETITIVE FORWARD SURGE CURRENT

