


Small Signal Schottky Diode

Features

- For general purpose applications
- This diode features low turn-on voltage
- The devices are protected by a PN junction guard ring against excessive voltage, such as electrostatic discharges
- This diode is also available in a DO-35 case with type designation BAT85
- AEC-Q101 qualified
- Compliant to RoHS directive 2002/95/EC and in accordance to WEEE 2002/96/EC



94 9371

Applications

- Applications where a very low forward voltage is required

Mechanical Data

Case: MiniMELF SOD-80

Weight: approx. 31 mg

Cathode band color: black

Packaging codes/options:

GS18/10 k per 13" reel (8 mm tape), 10 k/box

GS08/2.5 k per 7" reel (8 mm tape), 12.5 k/box

Parts Table

Part	Ordering code	Type Marking	Remarks
BAS85	BAS85-GS18 or BAS85-GS08	-	Tape and Reel

Absolute Maximum Ratings

$T_{amb} = 25\text{ }^{\circ}\text{C}$, unless otherwise specified

Parameter	Test condition	Symbol	Value	Unit
Continuous reverse voltage		V_R	30	V
Forward continuous current		I_F	200 ¹⁾	mA
Peak forward current		I_{FM}	300 ¹⁾	mA
Surge forward current	$t_p < 1\text{ s}$	I_{FSM}	600 ¹⁾	mA
Power dissipation	$T_{amb} = 65\text{ }^{\circ}\text{C}$	P_{tot}	200 ¹⁾	mW

¹⁾ Valid provided that electrodes are kept at ambient temperature.

Thermal Characteristics

$T_{amb} = 25\text{ }^{\circ}\text{C}$, unless otherwise specified

Parameter	Test condition	Symbol	Value	Unit
Thermal resistance junction to ambient air		R_{thJA}	430 ¹⁾	K/W
Junction temperature		T_j	125	$^{\circ}\text{C}$
Storage temperature range		T_{stg}	- 55 to +150	$^{\circ}\text{C}$

¹⁾ Valid provided that electrodes are kept at ambient temperature.

Electrical Characteristics

T_{amb} = 25 °C, unless otherwise specified

Parameter	Test condition	Symbol	Min.	Typ.	Max.	Unit
Reverse breakdown voltage	I _R = 10 µA (pulsed)	V _(BR)	30			V
Leakage current	V _R = 25 V	I _R		0.2	2	µA
Forward voltage	Pulse test t _p < 300 µs, I _F = 0.1 mA	V _F			240	mV
	Pulse test t _p < 300 µs, I _F = 1 mA	V _F			320	mV
	Pulse test t _p < 300 µs, I _F = 10 mA	V _F			400	mV
	Pulse test t _p < 300 µs, I _F = 30 mA	V _F		500		mV
	Pulse test t _p < 300 µs, I _F = 100 mA	V _F			800	mV
Diode capacitance	V _R = 1 V, f = 1 MHz	C _D			10	pF
Reverse recovery time	I _F = 10 mA, I _R = 10 mA, I _{rr} = 1 mA,	t _{rr}			5	ns

Typical Characteristics

T_{amb} = 25 °C, unless otherwise specified

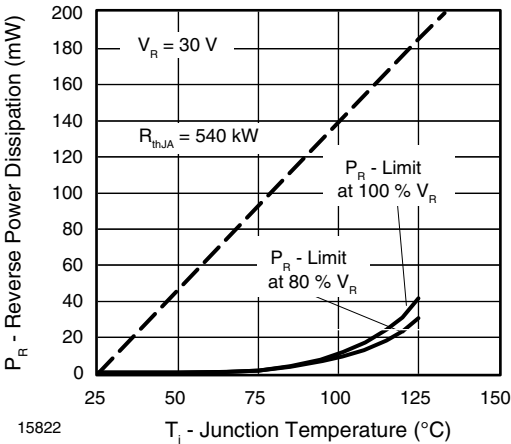


Figure 1. Max. Reverse Power Dissipation vs. Junction Temperature

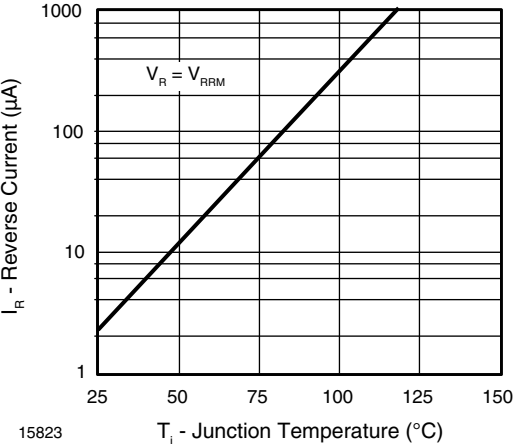


Figure 2. Reverse Current vs. Junction Temperature

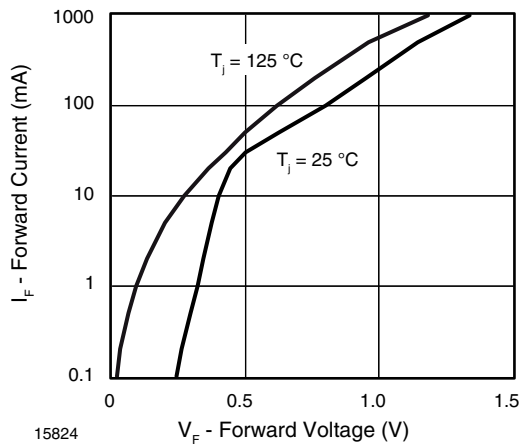


Figure 3. Forward Current vs. Forward Voltage

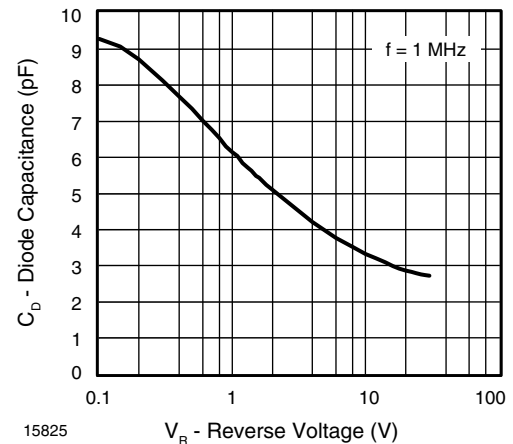
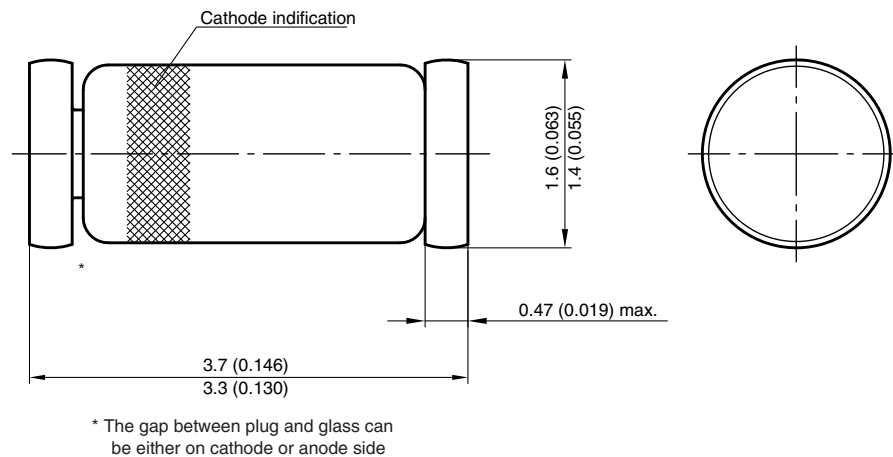
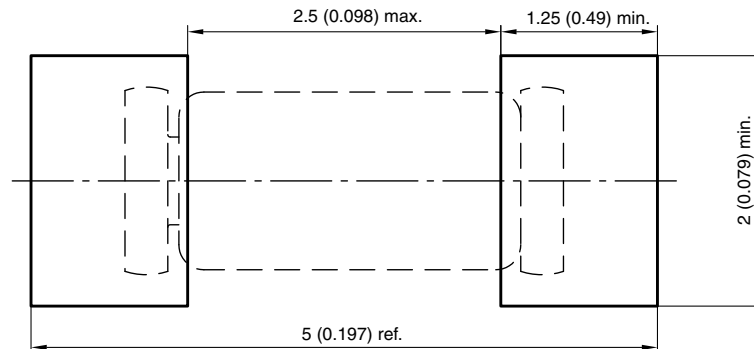


Figure 4. Diode Capacitance vs. Reverse Voltage

Package Dimensions in millimeters (inches): MiniMELF SOD-80



Foot print recommendation:



Document no.:6.560-5005.01-4
Rev. 8 - Date: 07.June.2006
96 12070



Disclaimer

ALL PRODUCT, PRODUCT SPECIFICATIONS AND DATA ARE SUBJECT TO CHANGE WITHOUT NOTICE TO IMPROVE RELIABILITY, FUNCTION OR DESIGN OR OTHERWISE.

Vishay Intertechnology, Inc., its affiliates, agents, and employees, and all persons acting on its or their behalf (collectively, "Vishay"), disclaim any and all liability for any errors, inaccuracies or incompleteness contained in any datasheet or in any other disclosure relating to any product.

Vishay makes no warranty, representation or guarantee regarding the suitability of the products for any particular purpose or the continuing production of any product. To the maximum extent permitted by applicable law, Vishay disclaims (i) any and all liability arising out of the application or use of any product, (ii) any and all liability, including without limitation special, consequential or incidental damages, and (iii) any and all implied warranties, including warranties of fitness for particular purpose, non-infringement and merchantability.

Statements regarding the suitability of products for certain types of applications are based on Vishay's knowledge of typical requirements that are often placed on Vishay products in generic applications. Such statements are not binding statements about the suitability of products for a particular application. It is the customer's responsibility to validate that a particular product with the properties described in the product specification is suitable for use in a particular application. Parameters provided in datasheets and/or specifications may vary in different applications and performance may vary over time. All operating parameters, including typical parameters, must be validated for each customer application by the customer's technical experts. Product specifications do not expand or otherwise modify Vishay's terms and conditions of purchase, including but not limited to the warranty expressed therein.

Except as expressly indicated in writing, Vishay products are not designed for use in medical, life-saving, or life-sustaining applications or for any other application in which the failure of the Vishay product could result in personal injury or death. Customers using or selling Vishay products not expressly indicated for use in such applications do so at their own risk and agree to fully indemnify and hold Vishay and its distributors harmless from and against any and all claims, liabilities, expenses and damages arising or resulting in connection with such use or sale, including attorneys fees, even if such claim alleges that Vishay or its distributor was negligent regarding the design or manufacture of the part. Please contact authorized Vishay personnel to obtain written terms and conditions regarding products designed for such applications.

No license, express or implied, by estoppel or otherwise, to any intellectual property rights is granted by this document or by any conduct of Vishay. Product names and markings noted herein may be trademarks of their respective owners.

Material Category Policy

Vishay Intertechnology, Inc. hereby certifies that all its products that are identified as RoHS-Compliant fulfill the definitions and restrictions defined under Directive 2011/65/EU of The European Parliament and of the Council of June 8, 2011 on the restriction of the use of certain hazardous substances in electrical and electronic equipment (EEE) - recast, unless otherwise specified as non-compliant.

Please note that some Vishay documentation may still make reference to RoHS Directive 2002/95/EC. We confirm that all the products identified as being compliant to Directive 2002/95/EC conform to Directive 2011/65/EU.