

HIGH VOLTAGE RECTIFIER

VOLTAGE 2500 Volts CURRENT 0.15 Ampere

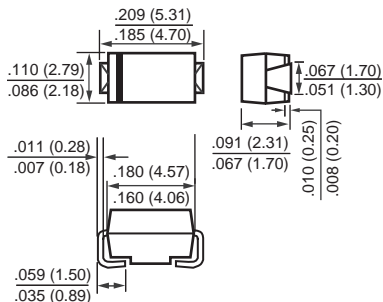
FEATURES

- * Low cost
- * Low leakage
- * Low forward voltage drop
- * High current capability

MECHANICAL DATA

- * Case: Molded plastic
- * Epoxy: Device has UL flammability classification 94V-O
- * Lead: MIL-STD-202E method 208C guaranteed
- * Mounting position: Any

SMX



Dimensions in inches and (millimeters)

MAXIMUM RATINGS AND ELECTRICAL CHARACTERISTICS

Ratings at 25 °C ambient temperature unless otherwise specified.
 Single phase, half wave, 60 Hz, resistive or inductive load.
 For capacitive load, derate current by 20%.

MAXIMUM RATINGS (At TA = 25°C unless otherwise noted)

RATINGS	SYMBOL	FM2500W	UNITS
Maximum Recurrent Peak Reverse Voltage	VRRM	2500	Volts
Maximum RMS Volts	VRMS	1750	Volts
Maximum DC Blocking Voltage	VDC	2500	Volts
Maximum Average Forward Rectified Current at TA = 50°C	Io	0.15	Amps
Peak Forward Surge Current, 8.3 ms single half sine-wave superimposed on rated load (JEDEC method)	IFSM	30	Amps
Peak Forward Surge Current, 10 ms single half sine-wave superimposed on rated load at 105°C (JEDEC method)	IFSM	3.0	Amps
Typical Junction Capacitance (Note)	CJ	35	pF
Operating and Storage Temperature Range	TJ, TSTG	-55 to + 150	°C

ELECTRICAL CHARACTERISTICS (At TA = 25°C unless otherwise noted)

CHARACTERISTICS	SYMBOL	FM2500W	UNITS
Maximum Instantaneous Forward Voltage at 0.15A DC	VF	2.0	Volts
Maximum DC Reverse Current at Rated DC Blocking Voltage @ TA = 25°C	IR	5.0	uAmps
@ TA = 100°C		50	
Maximum Full Load Reverse Current Average, Full Cycle .375", (9.5mm) lead length at TL = 75°C		30	uAmps

NOTES : Measured at 1 MHz and applied reverse voltage of 4.0 volts.

2004-8

RATING AND CHARACTERISTIC CURVES (FM2500W)

FIG. 1 - TYPICAL FORWARD CURRENT DERATING CURVE

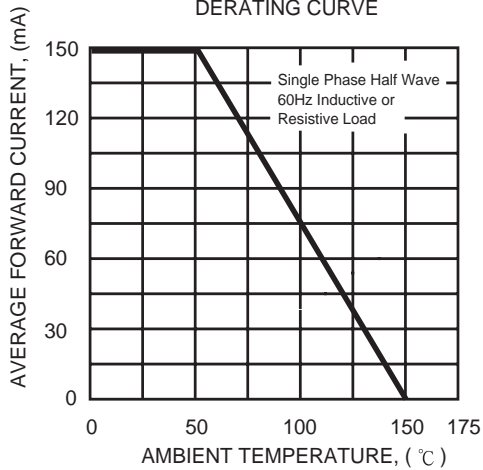


FIG. 2 - MAXIMUM NON-REPETITIVE FORWARD SURGE CURRENT

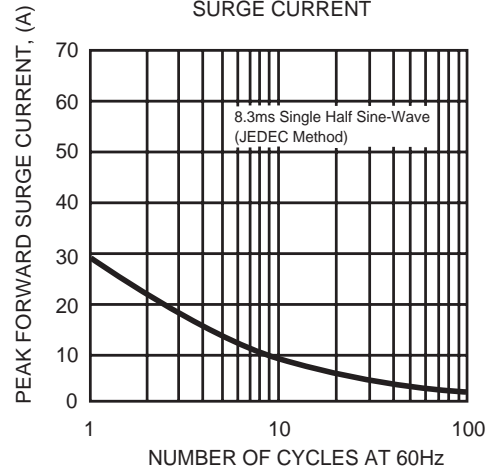


FIG. 3 - TYPICAL REVERSE CHARACTERISTICS

