

Incremental encoders

Shaft $\varnothing 11$ mm with EURO flange B10
Resolution 1...2500 pulses

OG 8



OG 8

Features

- Robust aluminium housing
- Encoder with shaft $\varnothing 11$ mm
- Optical sensing
- EURO flange B10
- Logic level TTL with regulator UB 9...26 VDC
- Logic level HTL with power linedriver

Technical data - electrical ratings

Voltage supply	5 VDC ± 5 % 9...26 VDC
Consumption w/o load	≤ 100 mA
Resolution (steps/turn)	1...2500
Phase shift	$90^\circ \pm 20^\circ$
Scan ratio	40...60 %
Reference signal	Zero pulse, width 90°
Sensing method	Optical
Output frequency	≤ 120 kHz
Output signals	K1, K2, K0 + inverted
Output circuit	TTL (RS422) HTL (power linedriver)
Interference immunity	DIN EN 61000-6-2
Emitted interference	DIN EN 61000-6-4
Approval	UL approval / E256710

Technical data - mechanical design

Dimensions (flange)	$\varnothing 85$ mm
Shaft	$\varnothing 11$ mm
Shaft loading	≤ 50 N axial ≤ 60 N radial
Flange	EURO flange B10
Protection DIN EN 60529	IP 54
Operating speed	≤ 12000 rpm (mechanical)
Operating torque typ.	1 Ncm
Rotor moment of inertia	18 gcm ²
Materials	Housing: aluminium die-cast Shaft: stainless steel
Operating temperature	$-30 \dots +85$ °C
Resistance	IEC 60068-2-6 Vibration 10 g, 10-2000 Hz IEC 60068-2-27 Shock 100 g, 6 ms
Connection	Connecting terminal
Weight approx.	700 g

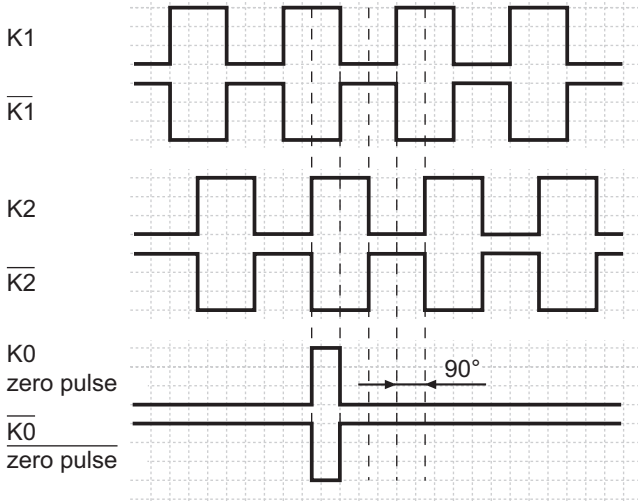
Incremental encoders

Shaft $\varnothing 11$ mm with EURO flange B10
Resolution 1...2500 pulses

OG 8

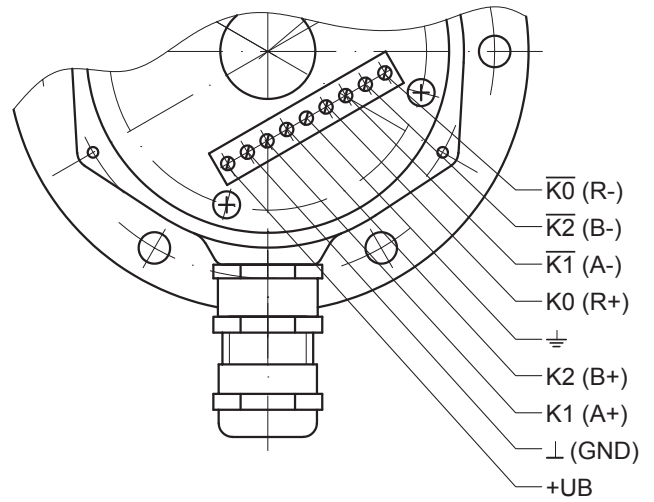
Output signals

at positive rotating direction

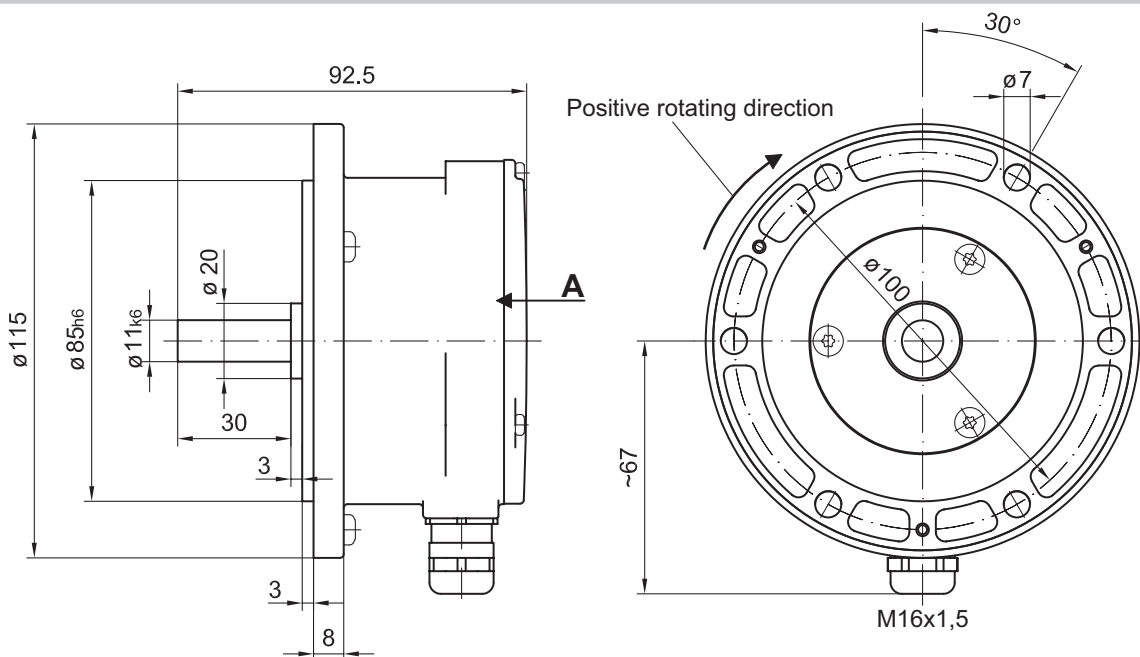


Terminal assignment

View A - Connecting terminal



Dimensions



Incremental encoders
Shaft \varnothing 11 mm with EURO flange B10
Resolution 1..2500 pulses

OG 8
