


**CHEROKEE INTERNATIONAL, INC.**  
 A SUBSIDIARY OF CORE INDUSTRIES  
**PRODUCT SPECIFICATION**

# QS6 Series

Single Output Switching  
 Power Supplies

## Features

- UL Recognized to UL 1012 and 478 ‡
- CSA Certified to C 22.2 No. 220 - M1986 and EB1402 ‡
- TUV Licensed to IEC 380 and VDE 0806 Class 1 SELV in process†
- Fully compliant with FCC and VDE (Level A) standards for EMI
- 115/230VAC, 47-63 Hz
- 0° - 50°C operating ambient with convection cooling only
- AC input safety provisions:
  - jumper relocation for VAC range selection
  - input transient voltage limited
  - input surge current limited
  - brown out protected
- DC output safety provisions:
  - complete overload protection
  - overvoltage protected
  - reverse voltage protected
  - low noise outputs
- Remote/internal sensing



## 500 Watts Single Output

## Available Outputs

Standard Output Voltage Combination	Volts	Output 1	
		Rated Amps	Peak Amps
A	2	100*	110
B	5	100*	110
C	5.2	100*	110
D	12	42	46
E	15	34	37
F	24	21	23
G	28	18	20
H	48	11	12

\*90 max with Option "U"

- Available options include:
  - fan mounting at top or end
  - remote on/off control
  - power fail (good) signal
    - thermal shutdown
    - Remote input voltage selection

Rated power 500 Watts  
 Peak power (10 sec) 550 Watts

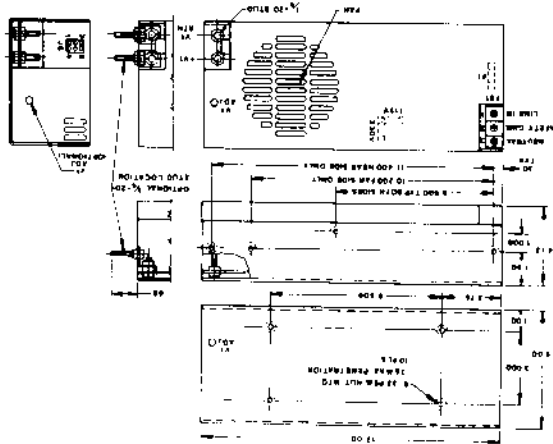
- Other output voltages are also available; consult factory
- †Most models; consult factory



2841 Dow Ave., Tustin, CA 92680-7211 • (714) 544-6665 • FAX (714) 838-4742 • TWX (714) 510-101-0493

# Q56 Series

## Outline/Mounting/Interface



- Connector (J5) — Remote Control
- 6 Pin Molex receptacle 03-06-1061
- Mates with Plug 03-06-2061
- 1 Output 1 Remote Sense (+)
- 2 Output 1 Remote Sense (-)
- 3 Thermal Shutdown
- 4 Power Fail
- 5 Remote On/Off

## Specifications

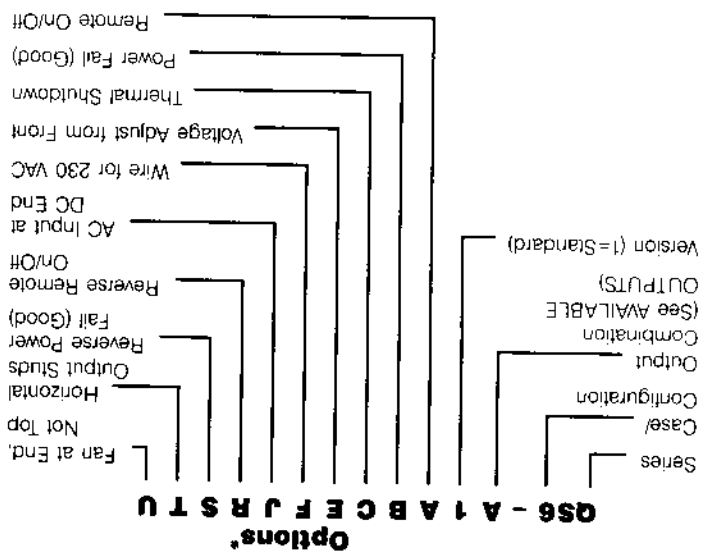
<b>AC Input</b>	Nominal: 115/230 VAC, 47-63Hz Range: 90-132/180-264 VAC; jumper plug selectable
<b>DC Outputs</b>	Nominal: See AVAILABLE OUTPUTS table
<b>Regulation</b>	Line: $\pm 0.25\%$ , full AC input range Range: $\pm 5\%$ adjustment
<b>Ripple/Noise</b>	Sum: 1% PK-PK Load: $\pm 0.25\%$ , Output 1
<b>Overshoot &amp; Undershoot</b>	Deviation: 2% for 25% load change at 5A/5sec Response: 200 $\mu$ sec to 1% deviation, turn-on or turn-off
<b>Temperature Coefficient</b>	$\pm 0.02\%$ / $^{\circ}$ C, all outputs
<b>Temperature Range</b>	Operation: $0^{\circ}$ to $50^{\circ}$ C at rated output power; derates linearly to 50% power at $70^{\circ}$ C Storage: $-55^{\circ}$ C to $85^{\circ}$ C Efficiency: 80% typical
<b>Overload Protection</b>	Current limited by primary current level
<b>Overvoltage Protection</b>	Output level exceeding $125\% \pm 5\%$ causes shutdown (AC input cycle required for restart)
<b>Hold-up Time:</b>	20 ms after loss of nominal AC input, for specified load regulation
<b>In-Rush Surge</b>	50A PK, cold start
<b>Fusing (F1)</b>	10A, 3AG for 115/230 VAC

**CHEROKEE INTERNATIONAL, INC.**  
2841 Dow Ave., Tustin, CA 92680-7211  
(714) 544-6665 • FAX (714) 838-4742  
TWX 510-101-0493

Specifications are subject to change without notice.

<b>Remote Sense</b>	Standard
<b>Remote On/Off</b>	Turn on: open circuit or TTL "hi" Turn off: short to Output 1 return, or TTL "lo"
<b>Power Fail (Good)</b>	Power applied: Output "lo" until output is in regulation Power lost: After one cycle ride-through (16 msec minimum) output goes "lo" 4 msec minimum before loss of regulation
<b>Thermal Shutdown</b>	Heat-sink-mounted thermal switch shorts Output 1. Rtn initially causes "lo" power fail; then after 4 msec delay acts equivalently to over voltage shut down. When low profile needed
<b>End Fan Configuration</b>	Open connector equals 230 VAC input
<b>Remote Input Voltage Select</b>	Per MIL-STD-810C
<b>Shock/Vibration</b>	Vibration: Method 514.2 Procedures X, XI Shock: Method 516.2, Procedures I, III Shock (Transit): Method 516.2, Procedure II
<b>Weight</b>	7 lbs., 2 oz.

## Ordering Information



\* List all options selected  
All Power Supplies are warranted to be free of defects in materials and workmanship for a period of one year.