



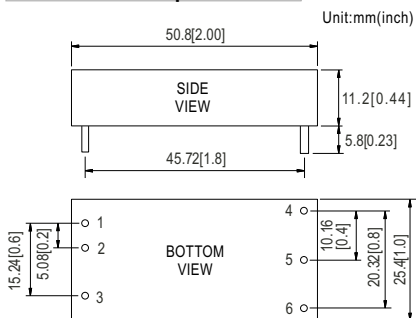
- Features :
 - 2"x1" compact size
 - 2:1 wide input range
 - High efficiency up to 90%
 - 1500VDC I/O isolation
 - Built-in remote ON/OFF control
 - Built-in trimming output
 - Comply with CE / FCC without external components
 - Protections: Short circuit / Overload / Input and Output Over voltage
 - Cooling by free air convection
 - Six-sided shield metal case
 - 100% burn-in test
 - Low cost / High reliability
 - Approvals: FCC / CE
 - 2 years warranty



SPECIFICATION

ORDER NO.	SKM30A-05	SKM30B-05	SKM30C-05	SKM30A-12	SKM30B-12	SKM30C-12	SKM30A-15	SKM30B-15	SKM30C-15	
OUTPUT	DC VOLTAGE	5V			12V			15V		
	CURRENT RANGE	0.6 ~ 6A			0.25 ~ 2.5A			0.2 ~ 2A		
	RATED POWER	30W								
	RIPPLE & NOISE (max.) Note.2	90mVp-p			120mVp-p			120mVp-p		
	LINE REGULATION Note.3	±0.2%								
	LOAD REGULATION Note.4	±0.5%								
	VOLTAGE ACCURACY	±2.0%								
	SWITCHING FREQUENCY	300KHz typ.								
INPUT	EXTERNAL CAPACITANCE LOAD (max.)	1000uF			220uF			100uF		
	EXTERNAL TRIM Adj. RANGE(Typ.)	±10%			-20 ~ +10%			-20 ~ +10%		
	VOLTAGE RANGE	A: 9 ~ 18VDC B: 18 ~ 36VDC C: 36 ~ 75VDC								
	UNDER VOLTAGE SHUTDOWN	A: 8VDC B: 16VDC C: 32VDC								
	EFFICIENCY (Typ.)	88%	88.5%	88%	89.5%	89%	89%	89.5%	90%	90%
	DC CURRENT	Full load	2840mA	1420mA	720mA	2810mA	1420mA	710mA	2800mA	1400mA
	No load	170mA	95mA	60mA	150mA	40mA	55mA	135mA	40mA	30mA
PROTECTION (Note. 5)	FILTER	Pi network								
	REMOTE CONTROL	Power ON : R.C ~ -Vin > 2.5VDC or open circuit ; Power OFF : R.C ~ -Vin < 0.5VDC or short								
	PROTECTION	Fuse recommended								
	OVER CURRENT	110% ~ 180% rated output power Protection type : Hiccup mode, recovers automatically after fault condition is removed								
ENVIRONMENT	SHORT CIRCUIT	All output equipped with short circuit Protection type : Hiccup mode, recovers automatically after fault condition is removed								
	OVER VOLTAGE	Input(Typ.) A: >20 ~ 25VDC B: >40 ~ 50VDC C: >80 ~ 100VDC input voltage Protection type : Shut down o/p voltage, recovers automatically after fault condition is removed Output(Typ.) 5Vo : 7V ~ 8.95V ; 12Vo : 15V ~ 19.2V ; 15Vo : 18V ~ 23.3V Protection type : Clamp by TVS diode								
	WORKING TEMP.	-40 ~ +75°C (Refer to "Derating Curve")								
SAFETY & EMC	WORKING HUMIDITY	20% ~ 90% RH non-condensing								
	STORAGE TEMP., HUMIDITY	-55 ~ +125°C, 10 ~ 95% RH								
	TEMP. COEFFICIENT	±0.03% / °C (0 ~ 50°C)								
	VIBRATION	10 ~ 500Hz, 2G 10min./1cycle, period for 60min. each along X, Y, Z axes								
OTHERS	WITHSTAND VOLTAGE	I/P-O/P: 1.5KVDC								
	ISOLATION RESISTANCE	I/P-O/P: 100M Ohms / 500VDC / 25°C / 70% RH								
	EMC EMISSION	Compliance to EN55022 Class A, FCC part 15 Class A without external components								
OTHERS	EMC IMMUNITY	Compliance to EN61000-4-2,3,4,5,6,8, light industry level, criteria A								
	MTBF	700Khrs min. MIL-HDBK-217F(25°C)								
	DIMENSION	50.8*25.4*11.2 mm or 2**1**0.44" inch (L*W*H)								
	WEIGHT	31.2g								

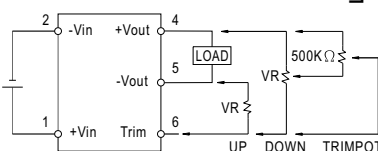
Mechanical Specification



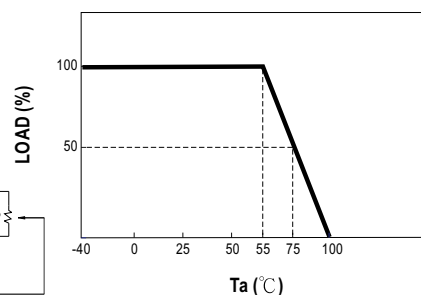
Pin Configuration

Pin No.	Output	Pin No.	Output
1	+Vin	4	+Vout
2	-Vin	5	-Vout
3	R.C	6	Trim

External Output Trimming



Derating Curve



NOTE

- All parameters are specified at normal input, rated load, 25°C 70% RH ambient.
- Ripple & noise are measured at 20MHz by using a 12" twisted pair terminated with a 0.1uf & 47uf capacitor.
- Line regulation is measured from low line to high line at rated load.
- Load regulation is measured from 10% to 100% rated load.
- Please prevent the converter from operating in overload or short circuit condition for more than 30 seconds.