



■ Features :

- Universal AC input / Full range
- No load power consumption <0.3W
- ErP step2 compliant
- Meet EISA 2007 (Energy Independence and Security Act)
- 2 pole USA plug
- Class II power (without earth pin)
- Protections: Short circuit / Overload / Over voltage
- Pass LPS
- Fully enclosed plastic case
- Approvals: UL / CUL / CB / FCC / CE
- 2 years warranty

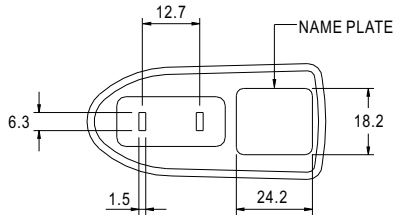


**SPECIFICATION**

ORDER NO.	GS06U-1P1J	GS06U-11P1J	GS06U-2P1J	GS06U-3P1J	GS06U-4P1J	GS06U-5P1J	GS06U-6P1J	GS06U-8P1J	
OUTPUT	SAFETY MODEL NO.	GPSU06U-1	GPSU06U-1-1	GPSU06U-2	GPSU06U-3	GPSU06U-4	GPSU06U-5	GPSU06U-6	GPSU06U-8
	DC VOLTAGE <b>Note.2</b>	5V	7.5V	9V	12V	15V	18V	24V	48V
	RATED CURRENT	1.00A	0.8A	0.66A	0.5A	0.4A	0.33A	0.25A	0.125A
	CURRENT RANGE	0 ~ 1.00A	0 ~ 0.8A	0 ~ 0.66A	0 ~ 0.5A	0 ~ 0.4A	0 ~ 0.33A	0 ~ 0.25A	0 ~ 0.125A
	RATED POWER	5W	6W	6W	6W	6W	6W	6W	6W
	RIPPLE & NOISE (max.) <b>Note.3</b>	50mVp-p	80mVp-p	80mVp-p	100mVp-p	120mVp-p	150mVp-p	180mVp-p	200mVp-p
	VOLTAGE ADJ. RANGE	Fixed							
	VOLTAGE TOLERANCE <b>Note.4</b>	±5.0%	±5.0%	±5.0%	±3.0%	±3.0%	±3.0%	±2.0%	±2.0%
	LINE REGULATION <b>Note.5</b>	±0.5%	±0.5%	±0.5%	±0.5%	±0.5%	±0.5%	±0.5%	±0.5%
	LOAD REGULATION <b>Note.6</b>	±5.0%	±5.0%	±5.0%	±3.0%	±3.0%	±3.0%	±2.0%	±2.0%
SETUP, RISE, HOLD UP TIME	1000ms, 50ms, 12ms at full load								
INPUT	VOLTAGE RANGE	90 ~ 264VAC 127 ~ 370VDC							
	FREQUENCY RANGE	47 ~ 63Hz							
	EFFICIENCY (Typ.) <b>Note.7</b>	68%	74%	75%	77%	78%	78%	82%	84%
	AC CURRENT	0.2A / 100VAC							
	INRUSH CURRENT (max.)	50A / 230VAC							
LEAKAGE CURRENT(max.)	0.25mA / 240VAC								
PROTECTION	OVERLOAD	>105% rated output voltage power for 5V ; >110% rated output power for 7.5 ~ 48V Protection type : Hiccup mode, recovers automatically after fault condition is removed							
	OVER VOLTAGE	>120% rated output voltage Protection type : Clamp by zener diode							
ENVIRONMENT	WORKING TEMP.	0 ~ +40°C (Refer to "Derating Curve")							
	WORKING HUMIDITY	20% ~ 90% RH non-condensing							
	STORAGE TEMP., HUMIDITY	-20 ~ +85°C, 10 ~ 95% RH							
	TEMP. COEFFICIENT	±0.03% / °C (0 ~ 50°C)							
	VIBRATION	10 ~ 500Hz, 2G 10min./1cycle, period for 60min. each along X, Y, Z axes							
SAFETY & EMC (Note. 8)	SAFETY STANDARDS	UL60950-1, CSA22.2 approved							
	WITHSTAND VOLTAGE	I/P-O/P:4242VDC							
	ISOLATION RESISTANCE	I/P-O/P:100M Ohms / 500VDC / 25°C / 70% RH							
	EMC EMISSION	Compliance to EN55022, EN61000-3-2,3, FCC part 15 Class B							
OTHERS	EMC IMMUNITY	Compliance to EN61000-4-2,3,4,5,6,11, light industry level, criteria A							
	MTBF	500Khrs min. MIL-HDBK-217F(25°C)							
CONNECTOR	DIMENSION	32*66*42.5mm (L*W*H)							
	PACKING	100g ; 110pcs / 12Kg / CARTON							
CONNECTOR	PLUG	Standard type P1J: 2.1φ * 5.5φ * 11mm, turning fork type center positive for stock ; Other type available by customer requested							
	CABLE	Standard type 20Awg UL1185 6ft for stock ; Other type available by customer requested							
NOTE	<p>1.All parameters are specified at 115VAC input, rated load, 25°C 70% RH ambient.</p> <p>2.DC voltage: The output voltage set at point measure by plug terminal &amp; 50% load.</p> <p>3.Ripple &amp; noise are measured at 20MHz by using a 12" twisted pair terminated with a 0.1uf &amp; 47uf capacitor.</p> <p>4.Tolerance: includes set up tolerance, line regulation, load regulation.</p> <p>5.Line regulation is measured from low line to high line at rated load.</p> <p>6.Load regulation is measured from 0% to 100% rated load</p> <p>7.Efficiency is measured at 115VAC.</p> <p>8.The power supply is considered as an independent unit, but the final equipment still need to re-confirm that the whole system complies with the EMC directives.</p>								

■ Mechanical Specification

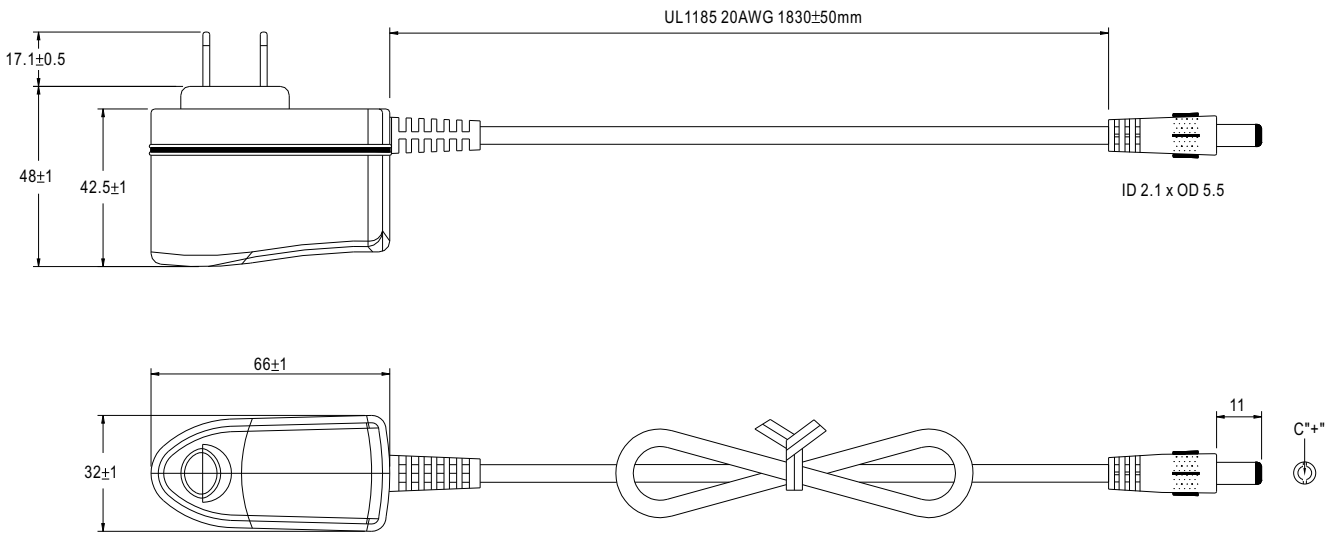
Unit:mm



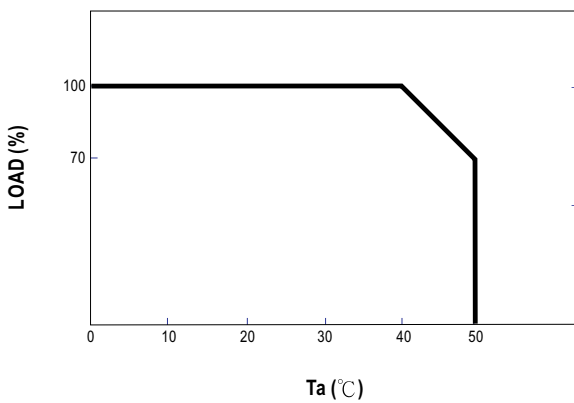
■ Plug Assignment

Standard plug: P1J

P1J	
P/N	OUTPUT
CENTER	+



■ Derating Curve



■ Static Characteristics

