


■ Features :

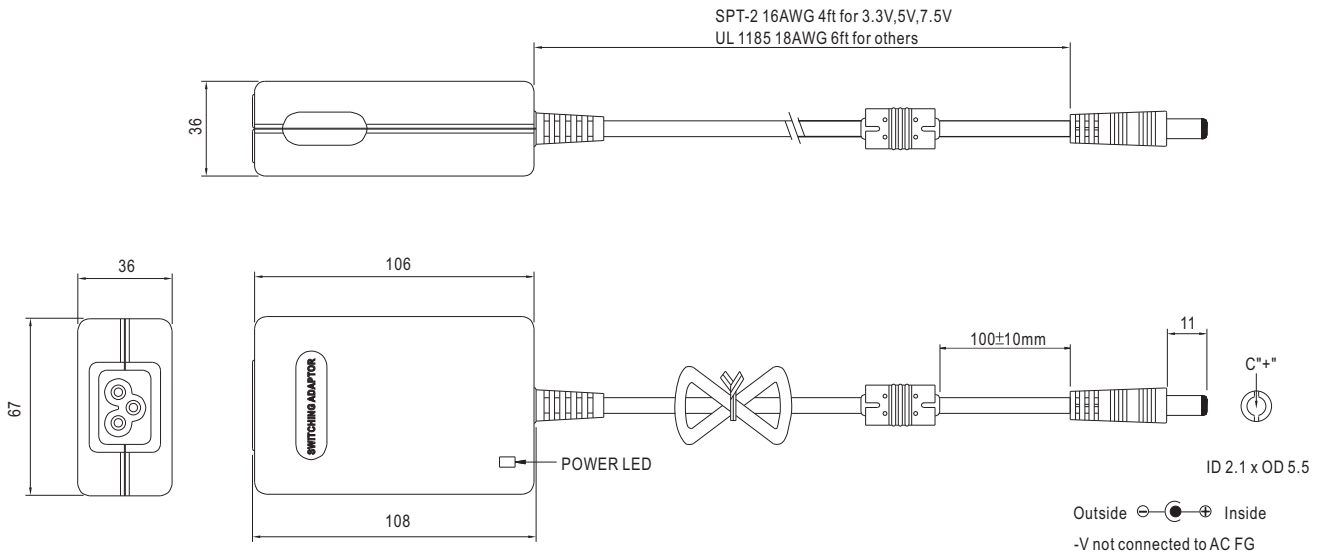
- 3 pole AC inlet IEC320-C6
- Low leakage current <300 μ A
- Class I power (with earth pin)
- Full output 3~48V safety approval
- Protections: Short circuit / Overload / Over voltage / Over temp.
- Fully enclosed plastic case
- Medical safety approved (MOPP level)
- Fix switching frequency and regulation
- Topology: Top switch circuit
- LED indicator for power on
- Approvals: UL / CUL / TUV / CB / CE
- 2 years warranty


SPECIFICATION

ORDER NO.	MES30C-0P1J	MES30C-1P1J	MES30C-1-1P1J	MES30C-2P1J	MES30C-3P1J	MES30C-4P1J	MES30C-5P1J	MES30C-6P1J	MES30C-8P1J		
OUTPUT	SAFETY MODEL NO.	MES30C-0	MES30C-1	MES30C-1-1	MES30C-2	MES30C-3	MES30C-4	MES30C-5	MES30C-6	MES30C-8	
	DC VOLTAGE Note.2	3.3V	5V	7.5V	9V	12V	15V	18V	24V	48V	
	RATED CURRENT	5A	5A	3.33A	3.33A	2.5A	2.0A	1.66A	1.25A	0.62A	
	CURRENT RANGE	0 ~ 5A	0 ~ 5A	0 ~ 3.33A	0 ~ 3.33A	0 ~ 2.5A	0 ~ 2.0A	0 ~ 1.66A	0 ~ 1.25A	0 ~ 0.62A	
	RATED POWER	16.5W	25W	25W	30W	30W	30W	30W	30W	30W	
	RIPPLE & NOISE (max.) Note.3	30mVp-p	30mVp-p	40mVp-p	50mVp-p	50mVp-p	60mVp-p	70mVp-p	80mVp-p	100mVp-p	
	VOLTAGE ADJ. RANGE	Fixed									
	VOLTAGE TOLERANCE Note.4	±8.0%	±5.0%	±4.0%	±4.0%	±3.0%	±2.0%	±2.0%	±2.0%	±2.0%	
	LINE REGULATION Note.5	±1.0%	±1.0%	±1.0%	±1.0%	±1.0%	±1.0%	±1.0%	±1.0%	±1.0%	
	LOAD REGULATION Note.6	±8.0%	±5.0%	±4.0%	±4.0%	±3.0%	±2.0%	±2.0%	±2.0%	±2.0%	
SETUP, RISE, HOLD UP TIME	300ms, 50ms, 16ms at full load										
INPUT	VOLTAGE RANGE	90 ~ 264VAC 135 ~ 370VDC									
	FREQUENCY RANGE	47~63Hz									
	EFFICIENCY (Typ.)	56%	70%	72%	74%	76%	78%	78%	80%	82%	
	AC CURRENT	0.8A / 100VAC									
	INRUSH CURRENT (max.)	35A / 230VAC									
	LEAKAGE CURRENT (max.) Note.7	Earth leakage current < 300 μ A/264VAC , Touch current < 60 μ A/264VAC									
PROTECTION	OVERLOAD	112 ~ 250% rated output power					150~350% rated output power				
		Protection type : Hiccup mode, recovers automatically after fault condition is removed									
	OVER VOLTAGE	110 ~ 140% rated output voltage									
	Protection type : Hiccup mode, recovers automatically after fault condition is removed										
OVER TEMPERATURE	Tj 135 $^{\circ}$ C typically (IC1) detect on main control IC										
	Protection type : Shut down o/p voltage, recovers automatically after temperature goes down										
ENVIRONMENT	WORKING TEMP.	0 ~ +65 $^{\circ}$ C (Refer to "Derating Curve")									
	WORKING HUMIDITY	20% ~ 90% RH non-condensing									
	STORAGE TEMP., HUMIDITY	-20 ~ +85 $^{\circ}$ C, 10 ~ 95% RH									
	TEMP. COEFFICIENT	±0.03% / $^{\circ}$ C (0 ~ 50 $^{\circ}$ C)									
	VIBRATION	10 ~ 500Hz, 2G 10min./1cycle, period for 60min. each along X, Y, Z axes									
SAFETY & EMC (Note. 8)	SAFETY STANDARDS	ANSI/AAMI ES60601-1, TUV EN60601-1, IEC60601-1 approved									
	WITHSTAND VOLTAGE	I/P-O/P: 5656VDC , I/P-FG: 2828VDC									
	ISOLATION RESISTANCE	I/P-O/P, I/P-FG:100M Ohms / 500VDC / 25 $^{\circ}$ C / 70% RH									
	EMC EMISSION	Compliance to EN55011(CISPR11) class B, EN61000-3-2,3									
	EMC IMMUNITY	Compliance to EN60601-1-2 (EN61000-4-2,3,4,5,6,8,11), light industry level, criteria A									
OTHERS	MTBF	400Khrs min. MIL-HDBK-217F (25 $^{\circ}$ C)									
	DIMENSION	108*67*36mm (L*W*H)									
	PACKING	0.3kg ; 54pcs/ 20kg / CARTON									
CONNECTOR	PLUG	Standard type P1J: 2.1 ϕ * 5.5 ϕ * 11mm, turning fork type, center positive for stock ; Other type available by customer requested									
	CABLE	SPT-2 16AWG 4FT for 3.3 ~ 7.5V ; UL1185 18AWG 6FT for 9 ~48V									
NOTE	1.All parameters are specified at 230VAC input, rated load, 25 $^{\circ}$ C 70% RH ambient. 2.DC voltage: The output voltage set at point measure by plug terminal & 50% load. 3.Ripple & noise are measured at 20MHz by using a 12" twisted pair terminated with a 0.1uf & 47uf capacitor. 4.Tolerance: includes set up tolerance, line regulation, load regulation. 5.Line regulation is measured from low line to high line at rated load. 6.Load regulation is measured from 0% to 100% rated load. 7.Touch current was measured from primary input to DC output. 8.The power supply is considered a component which will be installed into a final equipment. The final equipment must be re-confirmed that it still meets EMC directives.										

Mechanical Specification

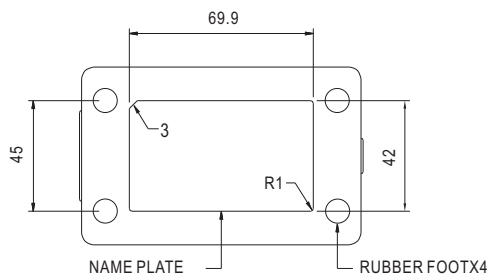
Unit:mm



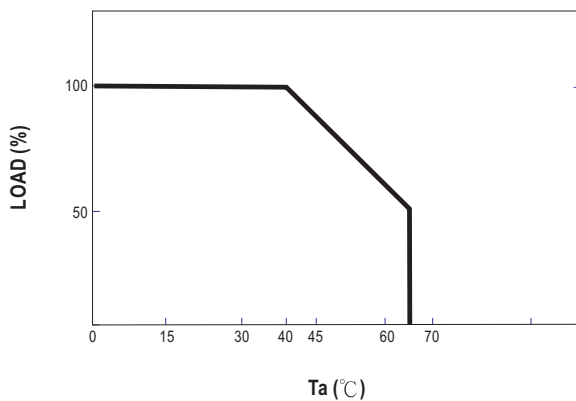
Plug Assignment

Standard plug: P1J (option)

P1J	
P/N	OUTPUT
CENTER	+



Derating Curve



Static Characteristics

