



#### ■ Features :

- Universal AC input / Full range
- Low leakage current <100 $\mu$ A
- Protections: Short circuit / Overload / Over voltage
- Free air convection for rated power and 23.5CFM forced air convection for peak load
- Medical safety approved (MOPP level)
- Fixed switching frequency at 65KHz
- 3 years warranty



#### SPECIFICATION

MODEL		RPT-75A			RPT-75B			RPT-75C		
OUTPUT	OUTPUT NUMBER	CH1	CH2	CH3	CH1	CH2	CH3	CH1	CH2	CH3
	DC VOLTAGE	5V	12V	-5V	5V	12V	-12V	5V	15V	-15V
	RATED CURRENT	6A	3A	0.5A	6A	3A	0.5A	6A	2.3A	0.5A
	CURRENT RANGE	0.6 ~ 8A	0.2 ~ 4A	0.1 ~ 1A	0.6 ~ 8A	0.2 ~ 4A	0.1 ~ 1A	0.6 ~ 8A	0.1 ~ 3A	0.1 ~ 1A
	RATED POWER	68.5W			72W			72W		
	PEAK LOAD (23.5CFM)	93W			100W			100W		
	RIPPLE & NOISE (max.) Note.2	80mVp-p	120mVp-p	120mVp-p	80mVp-p	120mVp-p	120mVp-p	80mVp-p	150mVp-p	150mVp-p
	VOLTAGE ADJ. RANGE	CH1:4.75 ~ 5.5V								
	VOLTAGE TOLERANCE Note.3	±2.0%	±6.0%	±5.0%	±2.0%	±6.0%	±5.0%	±2.0%	±8.0%	±5.0%
	LINE REGULATION	±0.5%	±1.0%	±1.0%	±0.5%	±1.0%	±1.0%	±0.5%	±1.0%	±1.0%
	LOAD REGULATION	±1.5%	±3.0%	±1.0%	±1.5%	±3.0%	±1.0%	±1.5%	±3.0%	±1.0%
	SETUP, RISE TIME	500ms, 30ms/230VAC			500ms, 30ms/115VAC at full load					
	HOLD UP TIME (Typ.)	80ms/230VAC			20ms/115VAC at full load					
INPUT	VOLTAGE RANGE	90 ~ 264VAC		127 ~ 370VDC						
	FREQUENCY RANGE	47 ~ 63Hz								
	EFFICIENCY(Typ.)	76%			77%			77%		
	AC CURRENT (Typ.)	1.5A/115VAC		1A/230VAC						
	INRUSH CURRENT (Typ.)	COLD START 25A/115VAC		50A/230VAC						
	LEAKAGE CURRENT Note.7	Earth leakage current < 150μA/264VAC , Touch current < 100μA/264VAC								
PROTECTION	OVERLOAD	140 ~ 180% rated output power Protection type : Hiccup mode, recovers automatically after fault condition is removed								
	OVER VOLTAGE	CH1: 5.75 ~ 6.75V Protection type : Shut down o/p voltage, re-power on to recover								
ENVIRONMENT	WORKING TEMP.	-20 ~ +70℃ (Refer to "Derating Curve")								
	WORKING HUMIDITY	20 ~ 90% RH non-condensing								
	STORAGE TEMP., HUMIDITY	-40 ~ +85℃, 10 ~ 95% RH								
	TEMP. COEFFICIENT	±0.03%/℃ (0 ~ 45℃)								
	VIBRATION	10 ~ 500Hz, 2G 10min./1cycle, period for 60min. each along X, Y, Z axes								
SAFETY & EMC (Note 4)	SAFETY STANDARDS	ANSI/AAMI ES60601-1, TUV EN60601-1, IEC60601-1 approved								
	WITHSTAND VOLTAGE	I/P-O/P:4KVAC I/P-FG:2KVAC O/P-FG:1.5KVAC								
	ISOLATION RESISTANCE	I/P-O/P, I/P-FG, O/P-FG:100M Ohms / 500VDC / 25℃ / 70% RH								
	EMC EMISSION	Compliance to EN55011 (CISPR11), EN55022 (CISPR22) Class B, EN61000-3-2,-3								
	EMC IMMUNITY	Compliance to EN61000-4-2,3,4,5,6,8,11, EN55024, EN60601-1-2, EN61000-6-2, EN61204-3, heavy industry level, EN61204-3 medical level, criteria A								
OTHERS	MTBF	521.2K hrs min. MIL-HDBK-217F (25℃)								
	DIMENSION	127*76.2*31mm (L*W*H)								
	PACKING	0.26Kg; 63pcs/17.4Kg/1.35CUFT								
NOTE	1. All parameters NOT specially mentioned are measured at 230VAC input, rated load and 25℃ of ambient temperature. 2. Ripple & noise are measured at 20MHz of bandwidth by using a 12" twisted pair-wire terminated with a 0.1uf & 47uf parallel capacitor. 3. Tolerance : includes set up tolerance, line regulation and load regulation. 4. The power supply is considered a component which will be installed into a final equipment. The final equipment must be re-confirmed that it still meets EMC directives. For guidance on how to perform these EMC tests, please refer to "EMI testing of component power supplies." (as available on <a href="http://www.meanwell.com">http://www.meanwell.com</a> ) 5. Length of set up time is measured at cold first start. Turning ON/OFF the power supply may lead to increase of the set up time. 6. Heat Sink HS1,HS2,HS3 can not be shorted. 7. Touch current was measured from primary input to DC output.									



#### ■ Features :

- Universal AC input / Full range
- Low leakage current <100 $\mu$ A
- Protections: Short circuit / Overload / Over voltage
- Free air convection for rated power and 23.5CFM forced air convection for peak load
- Medical safety approved (MOPP level)
- Fixed switching frequency at 65KHz
- 3 years warranty

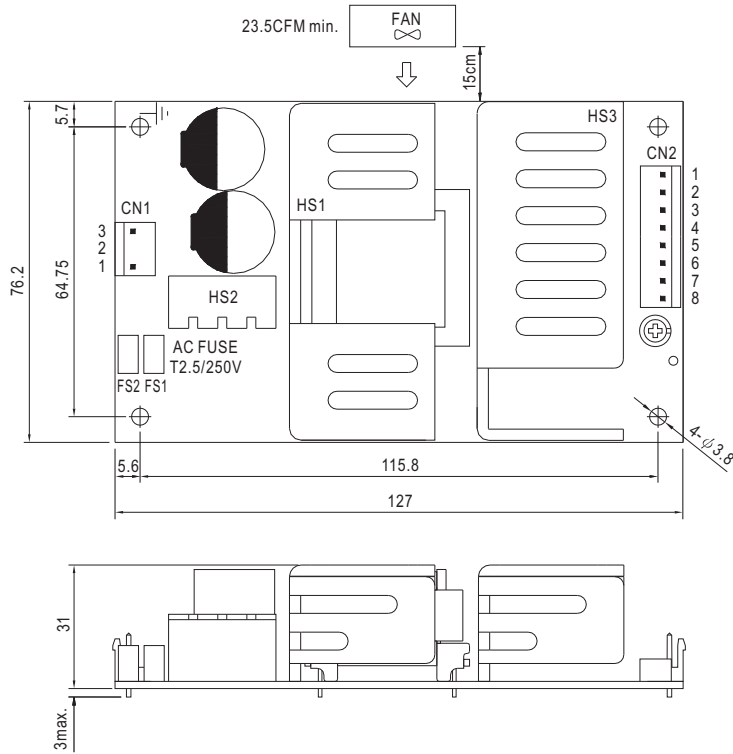


#### SPECIFICATION

MODEL		RPT-75D			RPT-7503		
OUTPUT	OUTPUT NUMBER	CH1	CH2	CH3	CH1	CH2	CH3
	DC VOLTAGE	5V	24V	12V	3.3V	5V	12V
	RATED CURRENT	5A	1.5A	1A	6A	6A	1A
	CURRENT RANGE	0.6 ~ 7A	0.1 ~ 2A	0.1 ~ 1A	0.7 ~ 7A	0 ~ 8A	0 ~ 1.5A
	RATED POWER	73W			61.8W		
	PEAK LOAD (23.5CFM)	95W			81.1W		
	RIPPLE & NOISE (max.) Note.2	80mVp-p	200mVp-p	120mVp-p	80mVp-p	120mVp-p	120mVp-p
	VOLTAGE ADJ. RANGE	CH1:4.75 ~ 5.5V			-----		
	VOLTAGE TOLERANCE Note.3	±2.0%	±8.0%	±8.0%	±4.0%	±6.0%	+10,-6%
	LINE REGULATION	±0.5%	±1.0%	±1.0%	±1.0%	±1.0%	±1.5%
	LOAD REGULATION	±1.5%	±3.0%	±3.0%	+3,-4%	+5,-4%	±6.0%
	SETUP, RISE TIME	500ms, 30ms/230VAC      500ms, 30ms/115VAC at full load					
	HOLD UP TIME (Typ.)	80ms/230VAC      20ms/115VAC at full load					
INPUT	VOLTAGE RANGE	90 ~ 264VAC      127 ~ 370VDC					
	FREQUENCY RANGE	47 ~ 63Hz					
	EFFICIENCY(Typ.)	79%			74%		
	AC CURRENT (Typ.)	1.5A/115VAC      1A/230VAC					
	INRUSH CURRENT (Typ.)	COLD START 25A/115VAC      50A/230VAC					
	LEAKAGE CURRENT Note.7	Earth leakage current < 150μA/264VAC , Touch current < 100μA/264VAC					
PROTECTION	OVERLOAD	140 ~ 180% rated output power Protection type : Hiccup mode, recovers automatically after fault condition is removed					
	OVER VOLTAGE	CH1: 5.75 ~ 6.75V			CH1: 3.8 ~ 4.45V Protection type : Shut down o/p voltage, re-power on to recover		
ENVIRONMENT	WORKING TEMP.	-20 ~ +70℃ (Refer to "Derating Curve")					
	WORKING HUMIDITY	20 ~ 90% RH non-condensing					
	STORAGE TEMP., HUMIDITY	-40 ~ +85℃, 10 ~ 95% RH					
	TEMP. COEFFICIENT	±0.03%/℃ (0 ~ 45℃)					
	VIBRATION	10 ~ 500Hz, 2G 10min./1cycle, period for 60min. each along X, Y, Z axes					
SAFETY & EMC (Note 4)	SAFETY STANDARDS	ANSI/AAMI ES60601-1, TUV EN60601-1, IEC60601-1 approved					
	WITHSTAND VOLTAGE	I/P-O/P:4KVAC    I/P-FG:2KVAC    O/P-FG:1.5KVAC					
	ISOLATION RESISTANCE	I/P-O/P, I/P-FG, O/P-FG:100M Ohms / 500VDC / 25℃ / 70% RH (as available on <a href="http://www.meanwell.com">http://www.meanwell.com</a> )					
	EMC EMISSION	Compliance to EN55011 (CISPR11), EN55022 (CISPR22) Class B, EN61000-3-2,-3					
	EMC IMMUNITY	Compliance to EN61000-4-2,3,4,5,6,8,11, EN55024, EN60601-1-2, EN61000-6-2, EN61204-3, heavy industry level, EN61204-3 medical level, criteria A					
OTHERS	MTBF	521.2K hrs min.    MIL-HDBK-217F (25℃)					
	DIMENSION	127*76.2*31mm (L*W*H)					
	PACKING	0.26Kg; 63pcs/17.4Kg/1.35CUFT					
NOTE	1. All parameters NOT specially mentioned are measured at 230VAC input, rated load and 25℃ of ambient temperature. 2. Ripple & noise are measured at 20MHz of bandwidth by using a 12" twisted pair-wire terminated with a 0.1uf & 47uf parallel capacitor. 3. Tolerance : includes set up tolerance, line regulation and load regulation. 4. The power supply is considered a component which will be installed into a final equipment. The final equipment must be re-confirmed that it still meets EMC directives. For guidance on how to perform these EMC tests, please refer to "EMI testing of component power supplies." (as available on <a href="http://www.meanwell.com">http://www.meanwell.com</a> ) 5. Length of set up time is measured at cold first start. Turning ON/OFF the power supply may lead to increase of the set up time. 6. Heat Sink HS1,HS2,HS3 can not be shorted. 7. Touch current was measured from primary input to DC output.						

## Mechanical Specification

Unit:mm



AC Input Connector (CN1) : JST B3P-VH or equivalent

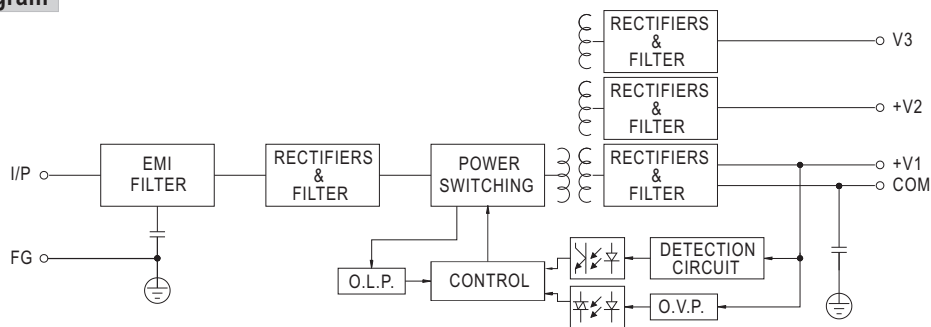
Pin No.	Assignment	Mating Housing	Terminal
1	AC/N	JST VHR or equivalent	JST SVH-21T-P1.1 or equivalent
2	No Pin		
3	AC/L		

DC Output Connector (CN2) : JST B8P-VH or equivalent

Pin No.	Assignment	Mating Housing	Terminal
1,2	V1	JST VHR or equivalent	JST SVH-21T-P1.1 or equivalent
3,4,5	COM		
6,7	V2		
8	V3		

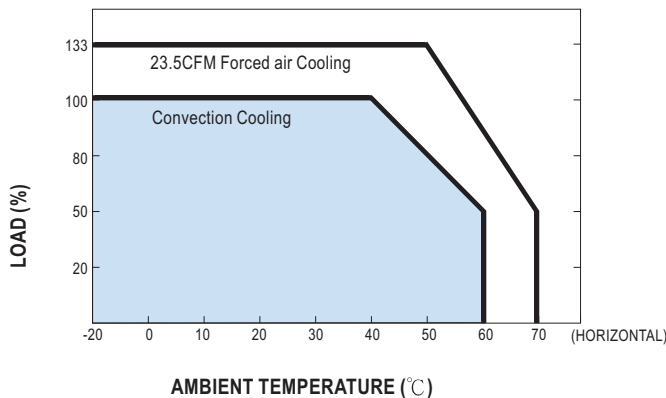
⚠ HS1,HS2,HS3 can not be shorted

## Block Diagram



fosc : 65KHz

## Derating Curve



## Output Derating VS Input Voltage

