



■ Features :


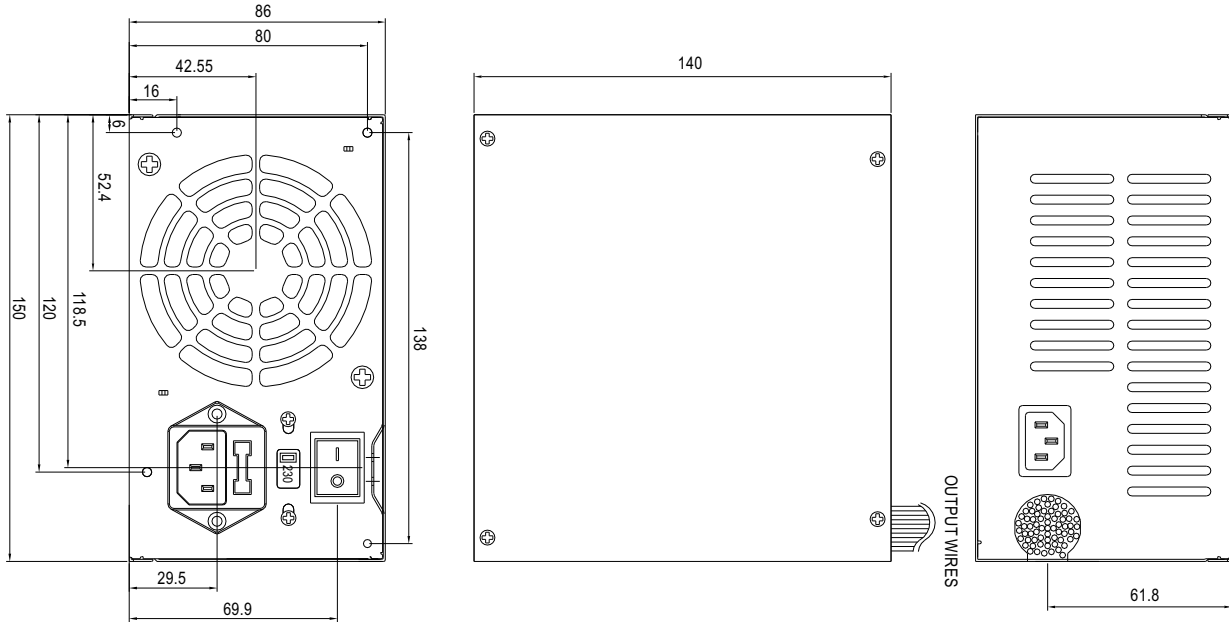
- AC input range selected by switch
- Economical video game power
- Power ON-OFF switch
- Protections: Short circuit / Overload / Over voltage / Over temperature
- Forced air cooling by built-in DC fan
- 100% full load burn-in test
- 2 years warranty

SPECIFICATION

MODEL NO.		MWP-610		
OUTPUT	CHANNEL	CH1	CH2	CH3
	DC VOLTAGE	5V	12V	24V
	MINIMUM CURRENT	1.5A	1A	0.5A
	RATED CURRENT (CONTINUOUS)	8A	8A	4.5A
	PEAK CURRENT (10 min.)	8A	12A	5A
	RATED POWER (CONTINUOUS)	244W		
	PEAK POWER (10 min.)	304W		
	RIPPLE & NOISE (max.) Note.2	80mVp-p	150mVp-p	200mVp-p
	VOLTAGE TOLERANCE	±5.0%	±5.0%	±5.0%
	LINE REGULATION	±1.0%	±1.0%	±1.0%
	LOAD REGULATION Note.3	±5.0%	±5.0%	±5.0%
	HOLD UP TIME	12ms min. at full load		
	AC RECEPTACLE RATED (max.)	1A / 230VAC		
INPUT	VOLTAGE RANGE	100 ~ 132VAC / 200 ~ 264VAC selected by switch		
	FREQUENCY RANGE	47 ~ 63Hz		
	EFFICIENCY (Typ.)	76%		
	AC CURRENT	8A / 115VAC 4.5A / 230VAC		
	INRUSH CURRENT (max.)	40A / 115VAC 80A / 230VAC		
	LEAKAGE CURRENT(max.)	3.5mA / 240VAC		
PROTECTION	OVERLOAD	105 ~ 200% rated output power Protection type : Shut down o/p voltage, re-power on to recover		
	OVER VOLTAGE	105 ~ 140% rated output voltage Protection type : Shut down o/p voltage, re-power on to recover		
	OVER TEMPERATURE	Protection type : Shut down o/p voltage, recovers automatically after temperature goes down		
ENVIRONMENT	WORKING TEMP.	-10°C ~ +50°C (Refer to output load derating curve)		
	WORKING HUMIDITY	20 ~ 90% RH non-condensing		
	STORAGE TEMP., HUMIDITY	-20 ~ +85°C, 10 ~ 95% RH		
	TEMP. COEFFICIENT	±0.05% / °C (0 ~ 50°C)		
	VIBRATION	10 ~ 200Hz, 2G 10min./1cycle, 60min. each along X, Y, Z axes		
SAFETY & EMC (Note 4)	SAFETY STANDARDS	Design refer to EN60950-1		
	WITHSTAND VOLTAGE	I/P-O/P, I/P-FG:1.5KVAC		
	ISOLATION RESISTANCE	I/P-O/P, I/P-FG:50M Ohms / 500VDC / 25°C / 70% RH		
	EMI CONDUCTION & RADIATION	Design refer to EN55022 class B		
OTHERS	CONNECTOR	See page 2		
	COOLING	Forced air ventilation by 8cm DC fan		
	DIMENSION	150*140*86mm (L*W*H)		
NOTE	<p>1. All parameters NOT specially mentioned are measured at 230VAC input, rated load and 25°C of ambient temperature.</p> <p>2. Ripple & noise are measured at 20MHz of bandwidth by using a 12" twisted pair-wire terminated with a 0.1uf & 47uf parallel capacitor.</p> <p>3. Load regulation is measured from 20% to 100% max. Load.</p> <p>4. The power supply is considered as an independent unit, but the final equipment still need to re-confirm that the whole system complies with the EMC directives.</p>			

Mechanical Specification

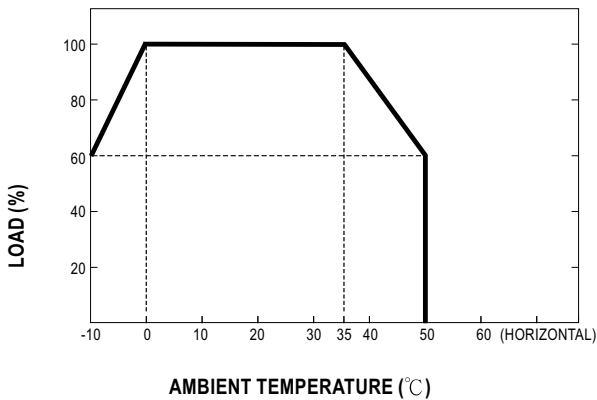
Unit: mm



Pin No. Assignment : JST ELR-12V or equivalent

Pin No.	Assignment	Pin No.	Assignment	Pin No.	Assignment
1	+12V	5	+12V	9	+12V
2	GND	6	GND	10	GND
3	+24V	7	+24V	11	GND
4	+5V	8	+5V	12	+5V

Derating Curve



Static Characteristics

