



MEAN WELL

SWITCHING POWER SUPPLY
ISO-9001 CERTIFIED MANUFACTURER

MWP-602(A)
(53020)
MWP-606(A)

- .LOW COST, HIGH RELIABILITY
- .105° C OUTPUT CAPACITOR
- .INTERNATIONAL AC INPUT RANGE
- .BUILT IN EMI FILTER, LOW RIPPLE NOISE
- .HIGH EFFICIENCY, LOW WORKING TEMPERATURE
- .SOFT-START CIRCUIT, LIMITING AC SURGE CURRENT
- .SHORT CIRCUIT, OVERLOAD PROTECTED
- .COMPACT SIZE, LIGHT WEIGHT
- .100% FULL LOAD BURN-IN TEST
- .OUTPUT VOLTAGE CORRECTION LED



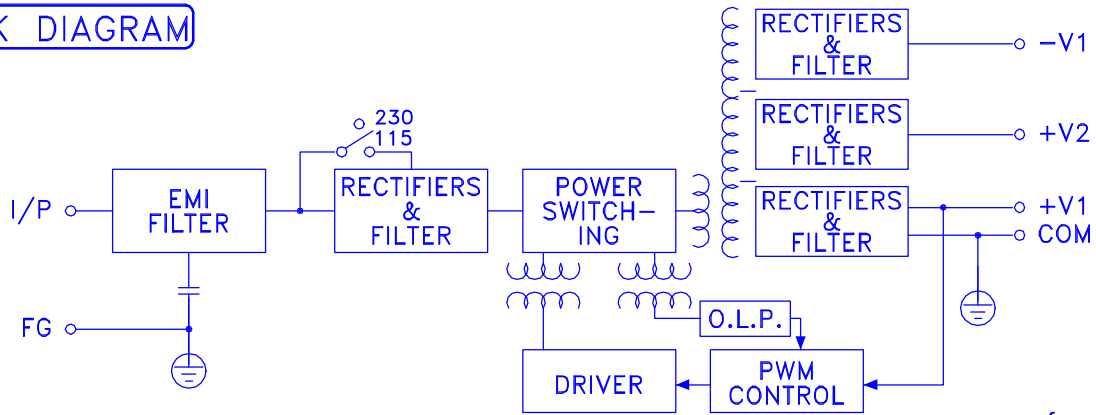
| SPECIFICATION | MODEL | MWP-602/MWP-602A/(53020) | | | MWP-606/MWP-606A | | |
|---------------------------|-------|---|----------|---------|--|----------|---------|
| | | CH1 | CH2 | CH3 | CH1 | CH2 | CH3 |
| DC OUTPUT VOLTAGE | | 5V | 12V | -5V | 5V | 12V | -5V |
| OUTPUT V. TOLERANCE | | ±2% | ±8% | ±10% | ±2% | ±8% | ±10% |
| OUTPUT RATED CURRENT | | 15A | 2A | 1A | 15A | 2A | 1A |
| OUTPUT CURRENT RANGE | | 3-15A | 0.2-3A | 0.1-1A | 3-15A | 0.2-4A | 0.1-1A |
| RIPPLE & NOISE | | 50mVp-p | 120mVp-p | 60mVp-p | 50mVp-p | 120mVp-p | 60mVp-p |
| LINE REGULATION | | ±0.5% | ±1% | ±1% | ±0.5% | ±1% | ±1% |
| LOAD REGULATION | | ±1% | ±6% | ±8% | ±1% | ±6% | ±8% |
| DC OUTPUT POWER | | 104W | | | 104W | | |
| EFFICIENCY | | 75% | | | 75% | | |
| DC VOLTAGE ADJ. | | CH1:4.7-5.8Vref. | | | CH1:4.75-5.5Vref. | | |
| INPUT VOLTAGE RANGE | | 88-132VAC / 176-264VAC SELECTED BY SWITCH 47-63Hz; 240-370VDC | | | | | |
| AC CURRENT | | 2.6A/115V 1.3A/230V | | | | | |
| INRUSH CURRENT | | COLD START 20A/115V 40A/230V | | | | | |
| LEAKAGE CURRENT | | <0.5mA/240VAC | | | | | |
| OVERLOAD PROTECTION | | 105%~150% TYPE:FOLDBACK CURRENT SHUTDOWN RESET:RE-POWER ON | | | | | |
| OVER VOLTAGE PROTECTION | | ----- | | | | | |
| OPERATING DISPLAY | | 602A, 606A DOUBLE COLOR LED CORRECT RANGE:GREEN(5-5.4Vref.) WRONG RANGE:RED | | | | | |
| TEMP. COEFFICIENT | | ±0.05% / °C (0-50°C) ON +5V OUTPUT | | | | | |
| SETUP, RISE, HOLD UP TIME | | 200ms, 50ms, 16ms | | | | | |
| VIBRATION | | 10-500Hz, 2G 10min./1cycle, PERIOD FOR 60min. EACH AXES | | | | | |
| WITHSTAND VOLTAGE | | I/P-O/P:1.5KVAC I/P-FG:1.5KVAC O/P-FG:0.5KVAC | | | | | |
| ISOLATION RESISTANCE | | I/P-O/P, I/P-FG, O/P-FG:500VDC / 100M Ohms | | | | | |
| WORKING TEMP., HUMIDITY | | -10°C~+60°C(REFER TO OUTPUT DERATING CURVE), 20%~90% RH | | | | | |
| STORAGE TEMP., HUMIDITY | | -20°C~+85°C, 10%~95% RH | | | | | |
| DIMENSION | | 180*110*50mm CASE:602 203*115*50mm WITH TERMINAL & FIXED IRON | | | | | |
| WEIGHT | | 0.9Kgs | | | | | |
| SAFETY STANDARDS | | MEET UL1012 REQUIREMENT (NOT APPLY FOR THE MARK) | | | UL1950, TUV EN60950 APPROVED | | |
| EMC STANDARDS | | ----- | | | CISPR22 (EN55022) CLASS B, IEC801-2,3,4, IEC555-2 VERIFICATION | | |

- NOTE :
- 1.ALL PARAMETERS ARE SPECIFIED AT 230VAC INPUT, RATED LOAD, 25° C 70% RH. AMBIENT.
 - 2.TOLERANCE INCLUDE SET UP TOLERANCE, LINE REGULATION, LOAD REGULATION.
 - 3.RIPPLE & NOISE ARE MEASURED AT 20MHz BY USING A 12" TWISTED PAIR TERMINATED WITH A 0.1uF & 47uF CAPACITOR.
 - 4.LINE REGULATION IS MEASURED FROM LOW LINE TO HIGH LINE AT RATED LOAD.
 - 5.LOAD REGULATION IS MEASURED FROM 20% TO 100% RATED LOAD, AND OTHER OUTPUT AT 60% RATED LOAD.
 - 6.EACH OUTPUT PROVIDE UP TO MAXIMUM CURRENT, BUT TOTAL LOAD CAN NOT EXCEED MAX. OUTPUT POWER.

JUN.09.98

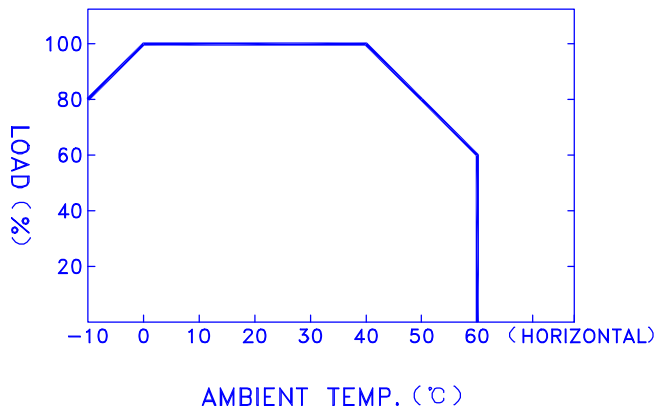
MWP-602 (A) / 53020 / MWP-606 (A)

BLOCK DIAGRAM

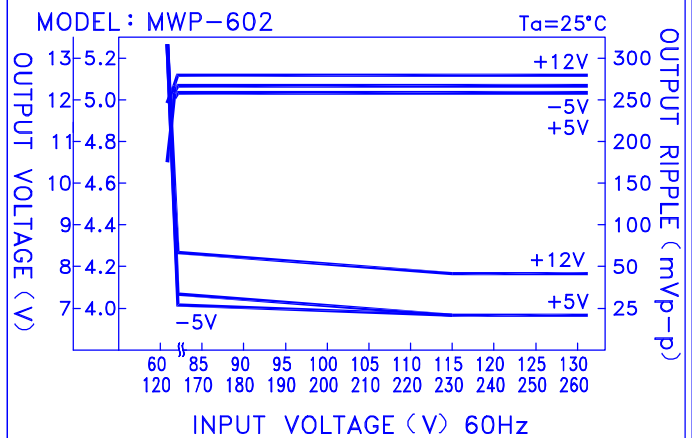


fosc : 25KHz


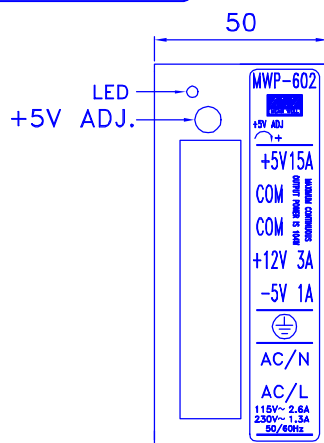
OUTPUT DERATING



STATIC CHARACTERISTICS



DIMENSION (mm)



☒ CASE : 602

☒ TERMINAL PIN NO. ASSIGNMENT

- ☒ PIN 1,2 : AC INPUT
- ☒ PIN 3 : FG (Ground)
- ☒ PIN 4 : DC OUTPUT -5V
- ☒ PIN 5 : DC OUTPUT +12V
- ☒ PIN 6,7 : DC OUTPUT COM
- ☒ PIN 8 : DC OUTPUT +5V

4- ϕ 2.6 L=5mm

