

4000 Watt +24V or +48V Front End Power Supply

## Features:

- Hot-swap N+1 Redundancy
- Single phase or Three phase Input
- Power Factor Correction
- Over Voltage, Over Current and Thermal Protection
- Visual LED Indicators
- 19" 3U High / 3-Bay Power Shelf
- International Safety Approvals



FEATURES	BENEFITS
No minimum load requirements	Eliminates the need for preload on system backplane
Modular design	Easy insertion and extraction during hot swap
Single phase or three phase inputs	One stop shopping, breadth of line
Constant current characteristics	Ideal for Network Bus Applications

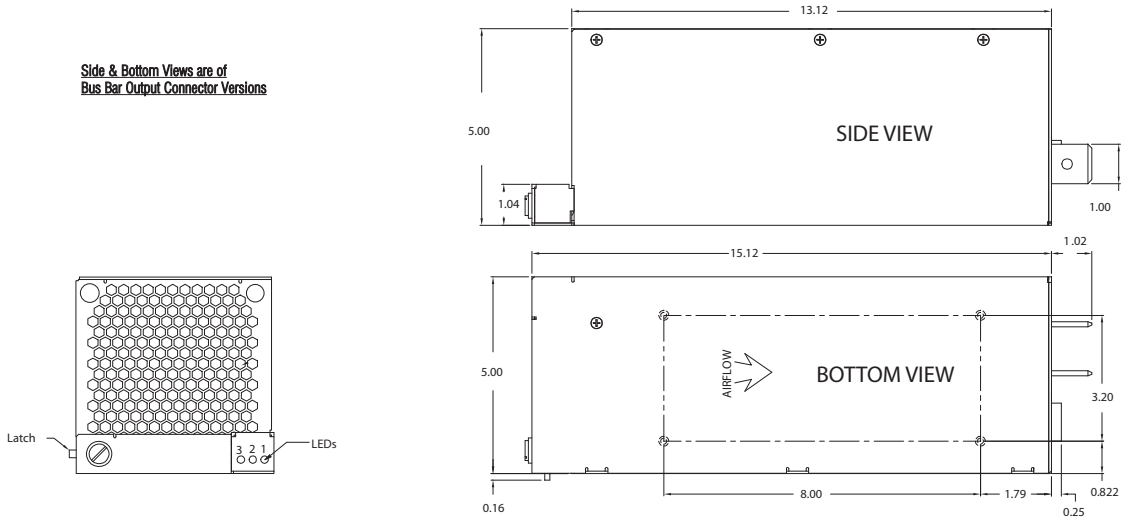
KEY MARKET SEGMENTS & APPLICATIONS	
■ Distributed Power	■ Blade Servers
■ Mid-end servers	■ Network Equipment
■ Network Storage	■ Test Equipment
■ Storage Area Networks	

SPECIFICATIONS	CAR4010K1T	CAR4010L1TN	CAR4030K1T	CAR4030L1TN
Input Voltage Range	Single Phase Input / 180-264 VAC / 47-63 Hz		Three Phase Input / 180-264 VAC / 47-63 Hz	
Input Current	25.5Amax		15A per phase max.	
Inrush Current	50Amax		50A max (per phase)	
Input Fuse	Single Fuse 30A 3AG		Single Fuse per Phase 20A 3AG	
Power Factor	0.99		0.95	
Efficiency	89% Typical @ 230 VAC		89% Typical @ 230 VAC	
Output Voltage & Current	+24 VDC @ 167A	+48 VDC @ 83A	+24 VDC @ 167A	+48 VDC @ 83A
Adjust Range (Trim Pot)	21.6~26.4	43.2 ~ 52.8	21.6~26.4	43.2 ~ 52.8
Over Voltage Protection	+29.5~30.5 VDC	-58.5~59.5 VDC	+29.5~30.5 VDC	-58.5~59.5 VDC
OVP Protection Type	Recycle AC Input to Reset			
Standby Voltage	5VSB @ 500mA			
Line Regulation	0.5% using remote sense (5% on Stand-by Voltage)			
Load Regulation	0.5% using remote sense (5% on Stand-by Voltage)			
Output Ripple & Noise	<1% (pk-pk)			
Transient Response	3% max deviation 0.50ms recovery time for a 25% load change			
Start-up Time	2 seconds			
Hold-up Time	>20ms at low line			
Overshoot / Undershoot	1% at turn ON/OFF			
Temperature Coefficient	0.02% per °C			
Remote ON/OFF	Logic 1 (TTL High) or open enables unit (ON), Logic 0 (TTL Low) or short shuts unit down (OFF)			
Power Fail Signal	Signal goes low (TTL Low) 2ms before loss output regulation			
Over Current Protection	110-140% V1, 5VSB < 2.5A. Automatic recovery.			
Over Temperature Protection	Automatic shutdown with auto recovery. Thermal shutdown point @ 95°C			
MTBF	300,000 hrs per Bellcore standard			
Output Power Good	TTL High = Power Good, TTL Low = Output out of limits			
LED Indicators	DC Good: Green LED; Temperature OK: Green LED and AC Good: Amber LED			
Operating Temperature	0°C to 50°C at rated output power. Supply derates linearly from 50°C to 65°C at 2.2% per °C			
Cooling	Self contained ball bearing fan			
EMI/EMC	Meets EN61000-3-2, -3 CISPR22 and FCC Part 15 Class A, Bellcore GR-1089-CORE			
Dimensions	15.12 x 5.00 x 5.00" / 384.8 x 127 x 127mm (handle extends additional 1.00" / 25.4mm from faceplate)			
Weight	11.5 pounds / 5.23 kg			
Safety Approvals	UL1950, CSA 22.2 No. 650, TUV EN0950 & CE Mark			

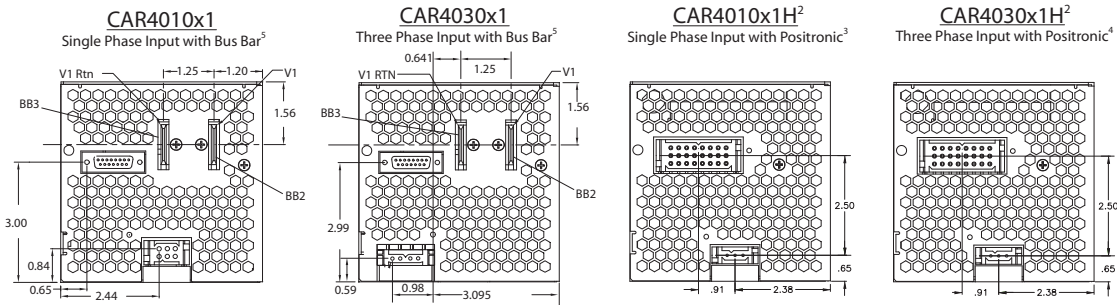
Specifications listed assume 25°C Ambient Operating Temperature and Full Load Operation unless otherwise specified. This product is qualified for use in OEM equipment and is not appropriate for stand-alone operation. The information contained within this specification is believed to be true and correct at the time of publication, however, Cherokee International accepts no responsibility for consequences arising from printing errors or inaccuracies. The information and specifications contained herein are subject to change without notice.

OUTLINE DRAWING:

Side & Bottom Views are of Bus Bar Output Connector Versions



REAR PANEL CONNECTIONS:



15-PIN D-SUB CONNECTOR 1

1	5 VSB
2	5VSB RTN
3	MODULE PRESENT
4	POWER GOOD
5	ON/OFF
6	I SHARE
7	MOD-ENABLE
8	OVP TEST POINT
9	AC FAIL
10	V PROGRAM
11	+ REMOTE SENSE
12	CURRENT MONITOR
13	TEMPERATURE OK
14	- REMOTE SENSE
15	NO CONNECTION

THREE PHASE AC INPUT 4

1	LINE 1
2	LINE 2
3	LINE 3
4	GROUND

Positronic Output Connector 2

1	V1
2	V1
3	V1
4	V1
5	V1 RETURN
6	V1 RETURN
7	V1 RETURN
8	V1 RETURN
9	V1
10	5VSB RTN
11	MODULE PRESENT
12	MODULE ENABLE
13	CURRENT SHARE
14	ON/OFF
15	OVP
16	V1 RETURN
17	5VSB
18	POWER GOOD
19	AC FAIL
20	MARGIN 1
21	+ SENSE
22	TEMP OK
23	MARGIN 2
24	- SENSE

SINGLE PHASE AC INPUT 3

1	GROUND
2	LINE
3	NEUTRAL
4	GROUND
5	LINE
6	NEUTRAL

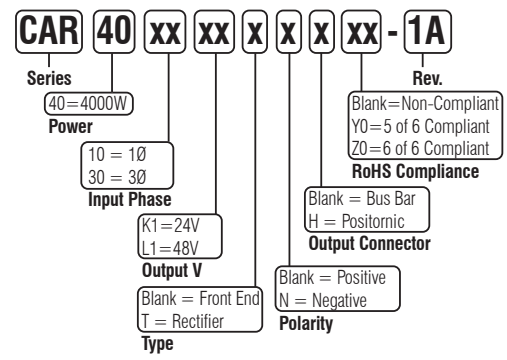
OUTPUT BUS BARS 5

Vout	BB2	V1
Vout	BB3	RETURN

MATING CONNECTORS

- 1) AMP 205205-2 Housing with 205090-1 Pins
  - 2) Positronics PLC24F4BN0A1/AA Housing with FC114N2 pins
  - 3) Positronics PLB06F000 Housing with FC114N2 pins
  - 4) Positronics PLA04F8000 Housing with FC114N2 pins
- Output Bus Bars Mate with Elcon Part Number 538-17-00100

PART NUMBER DEFINITION GUIDE



Examples:

CAR4010L1TN-Z01A: 4000W / +48V Front End / Single Phase AC Input / 6 of 6 RoHS Compliant

CAR4030L1TNH-Z01A: 4000W / +48V Front End / 3-Phase AC Input / Positronic Connector / 6 of 6 RoHS Compliant

Specifications listed assume 25°C Ambient Operating Temperature and Full Load Operation unless otherwise specified. This product is qualified for use in OEM equipment and is not appropriate for stand-alone operation. The information contained within this specification is believed to be true and correct at the time of publication, however, Cherokee International accepts no responsibility for consequences arising from printing errors or inaccuracies. The information and specifications contained herein are subject to change without notice.