


FEATURES

- Small size and low-resistance
- Quick charge & discharge
- RoHS compliant
- UL recognized 



APPLICATIONS

- Pulse power demand
- Hybrid battery packs
- Portable Electronic Devices



PART NUMBERING

Part Number Example: TPLS-100/22X45F					
TPLS	-	100	/	22X45	F
Type		Capacitance Code (F)		Size (D X L)	RoHs Compliant

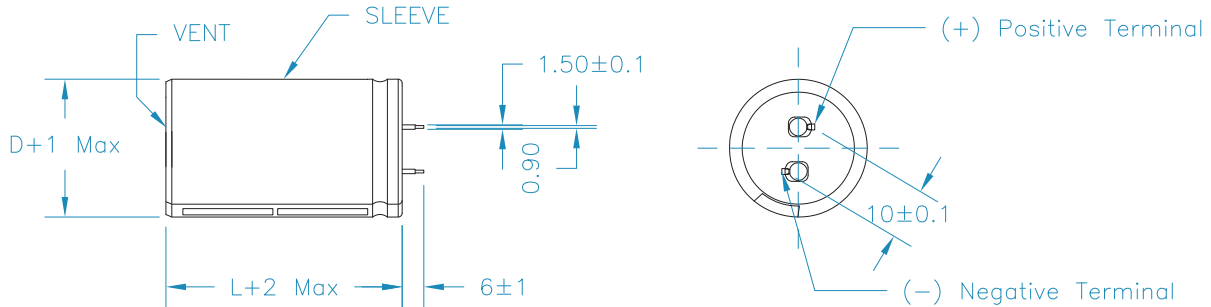
SPECIFICATIONS

Item	Performance		
Operating temperature	-40°C to +65°C		
Storage temperature	-40°C to +70°C		
Rated Voltage	2.7 VDC		
Surge voltage	2.85 VDC		
Capacitance range	100 to 400F		
Capacitance tolerance	±20%		
Characteristics at low temperature	Capacitance Change	Within ±5% of initial measured value at +25°C(-40°C to +65°C)	
	Internal resistance	Within ±50% of initial measured value at +25°C(at -40°C)	
Lifetime at 25°C	10 years	Capacitance change	±30 % of initial rated value
		Internal resistance	Within 2 times of initial specified value
Cycle life at 25°C	500,000 cycles	Capacitance change	±30 % of initial rated value
		Internal resistance	Within 2 times of initial specified value
Endurance	After 1000 hours. application of 2.7V DC at 65°C, the capacitor shall meet the following limits:		
	Capacitance change	±30% of initial rated value	
	Internal resistance	Within 2 times of initial specified value	
Shelf life	After 1000 hours storage, at 70°C without load, the capacitor shall meet the specified endurance limits		

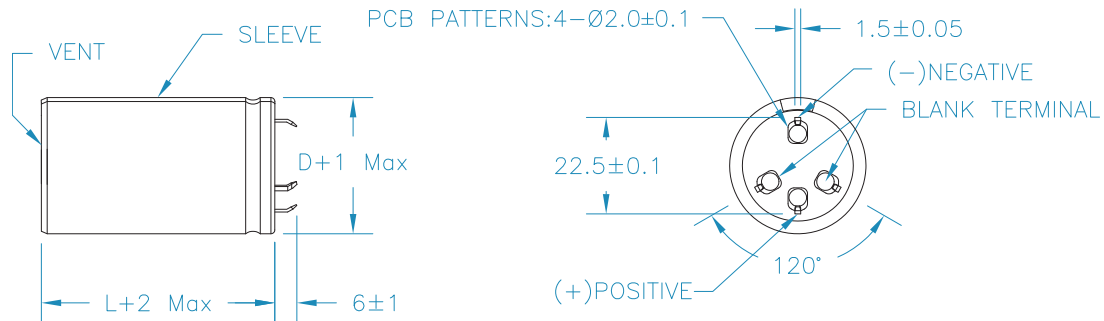


DIMENSIONS (mm)

100F - 300F



400F ONLY



STANDARD PRODUCTS

Part Numbers	CAP. (F)	ESR/DC (m Ω)	ESR/AC 1kHz (m Ω)	Leakage Current (mA/72 hrs)	Size (mm)		Rated Voltage (VDC)	Typical Pkg. Qty.	Weight/unit (grams)
					ΦD	L			
TPLS-100/22X45F	100	15	9	0.26	22	45	2.7	200	25
TPLS-120/22X50F	120	15	8	0.26	22	50	2.7	200	25
TPLS-150/25X50F	150	14	8	0.5	25	50	2.7	200	35
TPLS-200/30X50F	200	14	8	0.6	30	50	2.7	200	42
TPLS-300/35X50F	300	14	8	0.8	35	50	2.7	200	60
TPLS-400/35X60F	400	12	5	1.2	35	60	2.7	200	72