

HIGH POWER NPN SILICON TRANSISTOR

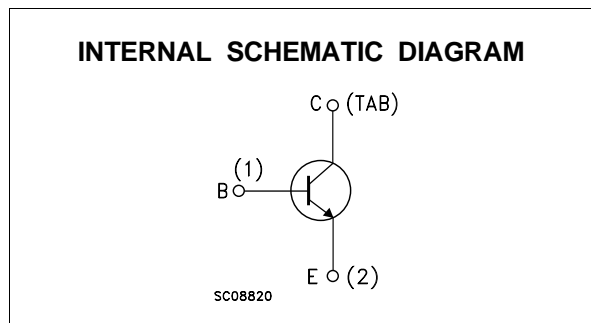
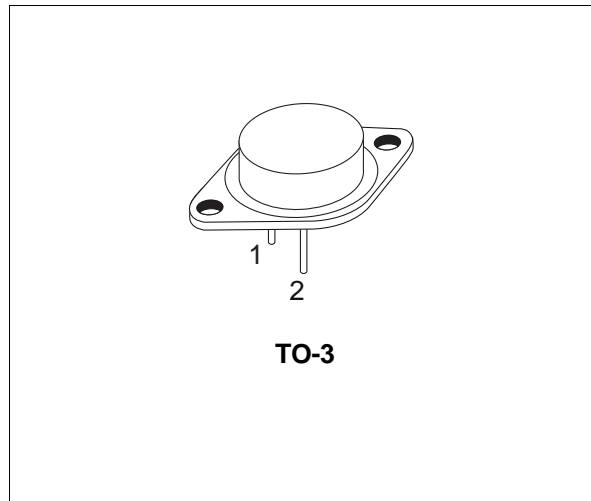
- STMicroelectronics PREFERRED SALESTYPE
- NPN TRANSISTOR
- HIGH VOLTAGE CAPABILITY
- HIGH CURRENT CAPABILITY
- FAST SWITCHING SPEED

APPLICATIONS

- SWITCH MODE POWER SUPPLIES
- FLYBACK AND FORWARD SINGLE TRANSISTOR LOW POWER CONVERTERS

DESCRIPTION

The 2N6547 is a silicon Multiepitaxial Mesa NPN transistor mounted in TO-3 metal case. It is particularly intended for switching and industrial applications from single and three-phase mains.



ABSOLUTE MAXIMUM RATINGS

Symbol	Parameter	Value	Unit
V_{CER}	Collector-Emitter Voltage ($R_{BE} = 50 \Omega$)	850	V
V_{CES}	Collector-Emitter Voltage ($V_{BE} = 0$)	850	V
V_{CEO}	Collector-Emitter Voltage ($I_B = 0$)	400	V
V_{EBO}	Emitter-Base Voltage ($I_C = 0$)	9	V
I_C	Collector Current	15	A
I_{CM}	Collector Peak Current	30	A
I_B	Base Current	4	A
I_{BM}	Base Peak Current	20	A
P_{tot}	Total Dissipation at $T_c = 25^\circ C$	175	W
T_{stg}	Storage Temperature	-65 to 200	$^\circ C$
T_j	Max. Operating Junction Temperature	200	$^\circ C$

THERMAL DATA

R _{thj-case}	Thermal Resistance Junction-case	Max	1	°C/W
-----------------------	----------------------------------	-----	---	------

ELECTRICAL CHARACTERISTICS (T_{case} = 25 °C unless otherwise specified)

Symbol	Parameter	Test Conditions	Min.	Typ.	Max.	Unit
I _{CES}	Collector Cut-off Current (V _{BE} = 0)	V _{CE} = 850 V V _{CE} = 850 V T _c = 100 °C			1 4	mA mA
I _{CER}	Collector Cut-off Current (R _{BE} = 10 Ω)	V _{CE} = 850 V T _c = 100 °C			5	mA
I _{EBO}	Emitter Cut-off Current (I _C = 0)	V _{EB} = 9 V			1	mA
V _{CEO(sus)*}	Collector-Emitter Sustaining Voltage (I _B = 0)	I _C = 100 mA L = 25 mH	400			V
V _{CE(sat)*}	Collector-Emitter Saturation Voltage	I _C = 10 A I _B = 2 A I _C = 15 A I _B = 3 A I _C = 10A I _B = 2 A T _c = 100 °C			1.5 5 2.5	V V V
V _{BE(sat)*}	Base-Emitter Saturation Voltage	I _C = 10 A I _B = 2 A I _C = 10A I _B = 2 A T _c = 100 °C			1.6 1.6	V V
h _{FE*}	DC Current Gain	I _C = 5 A V _{CE} = 2 V I _C = 10 A V _{CE} = 2 V	12 6		30	
f _{T*}	Transition Frequency	I _C = 0.5 A V _{CE} = 10 V f = 1 MHz	6		24	MHz
C _{CB0}	Collector-Base Capacitance (I _E = 0)	V _{CB} = 10 V f = 1 MHz			360	pF

* Pulsed: Pulse duration = 300 μs, duty cycle ≤ 2 %

RESISTIVE LOAD SWITCHING TIMES

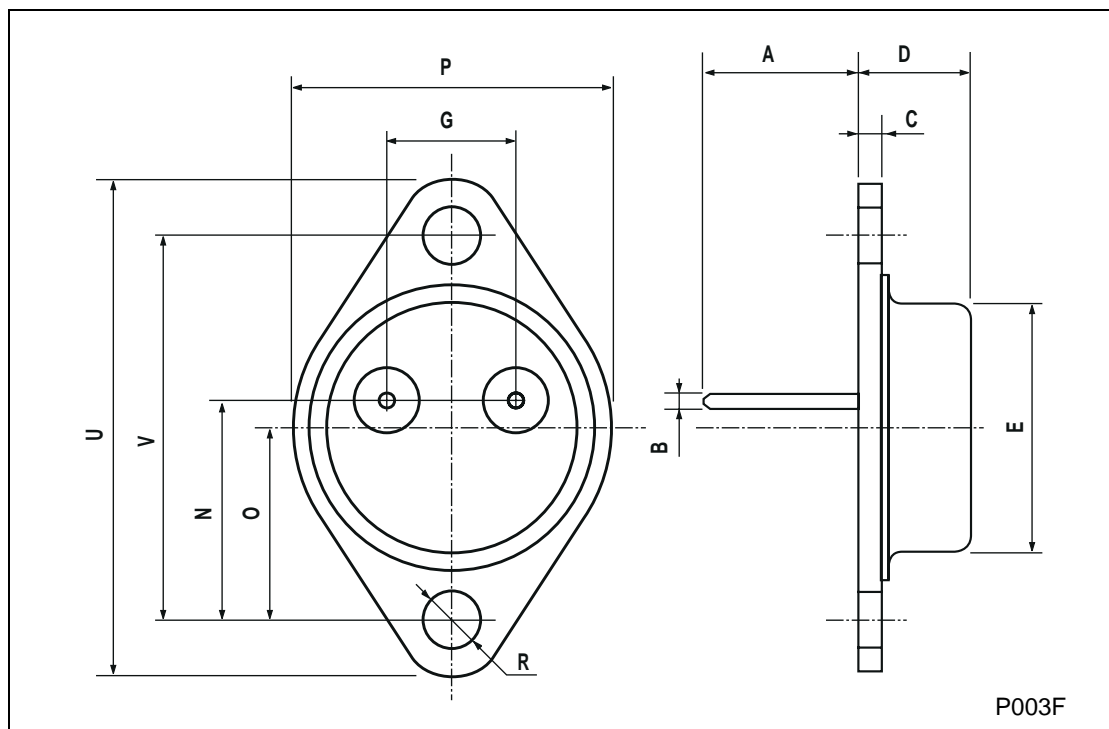
Symbol	Parameter	Test Conditions	Min.	Typ.	Max.	Unit
t _{on}	Turn-on Time	V _{CC} = 250 V I _C = 10 A			1	μs
t _s	Storage Time	I _{B1} = - I _{B2} = 2 A T _p ≥ 25 μs			4	μs
t _f	Fall Time				0.7	μs

INDUCTIVE LOAD SWITCHING TIMES

Symbol	Parameter	Test Conditions	Min.	Typ.	Max.	Unit
t _s	Storage Time	V _{CL} = 450 V I _C = 10 A			5	μs
t _f	Fall Time	L _C = 180 μH I _{B1} = 2 A V _{BE} = -5 V T _c = 100 °C			1.5	μs

TO-3 MECHANICAL DATA

DIM.	mm			inch		
	MIN.	TYP.	MAX.	MIN.	TYP.	MAX.
A	11.00		13.10	0.433		0.516
B	0.97		1.15	0.038		0.045
C	1.50		1.65	0.059		0.065
D	8.32		8.92	0.327		0.351
E	19.00		20.00	0.748		0.787
G	10.70		11.10	0.421		0.437
N	16.50		17.20	0.649		0.677
P	25.00		26.00	0.984		1.023
R	4.00		4.09	0.157		0.161
U	38.50		39.30	1.515		1.547
V	30.00		30.30	1.187		1.193



Information furnished is believed to be accurate and reliable. However, STMicroelectronics assumes no responsibility for the consequences of use of such information nor for any infringement of patents or other rights of third parties which may result from its use. No license is granted by implication or otherwise under any patent or patent rights of STMicroelectronics. Specification mentioned in this publication are subject to change without notice. This publication supersedes and replaces all information previously supplied. STMicroelectronics products are not authorized for use as critical components in life support devices or systems without express written approval of STMicroelectronics.

The ST logo is a trademark of STMicroelectronics

© 2001 STMicroelectronics – Printed in Italy – All Rights Reserved

STMicroelectronics GROUP OF COMPANIES

Australia - Brazil - Canada - China - Finland - France - Germany - Hong Kong - India - Israel - Italy - Japan - Malaysia - Malta - Morocco - Singapore - Spain - Sweden - Switzerland - United Kingdom - United States.

<http://www.st.com>