




CRYSTAL OSCILLATORS

HCMOS/TTL 3.3V



FULL SIZE D.I.L. M package
 M1380, M1381, M1382, M1388, M1389, M3390, M3391, M3392, M3398, M3399

HALF SIZE D.I.L. H package
 H1380, H1381, H1382, H1388, H1389, H3390, H3391, H3392, H3398, H3399

Thru-Hole/ Gull Wing

Commercial: 0° to 70°C
FIXED FREQUENCY, 1 KHz to 125 MHz
TRISTATE, 32.768 KHz to 125 MHz

FEATURES

- Frequency from 1 KHz to 125 MHz
- Choice of Thru-hole packages
 - DIL Full Size ("M")
 - Half Size DIL ("H")
 - Gull Wing SMD
- Tristate option available
- Very low power when tristated
- Start up time less than 5 ms
- Stability options from ±100 ppm to ±20 ppm
- Guaranteed start-up with ramping DC Supply
- 45/55 symmetry is standard
- Internal bypass capacitor delivers superior waveform characteristics
- Output jitter from positive edge to positive edge is 50 ps RMS max

TYPICAL APPLICATIONS

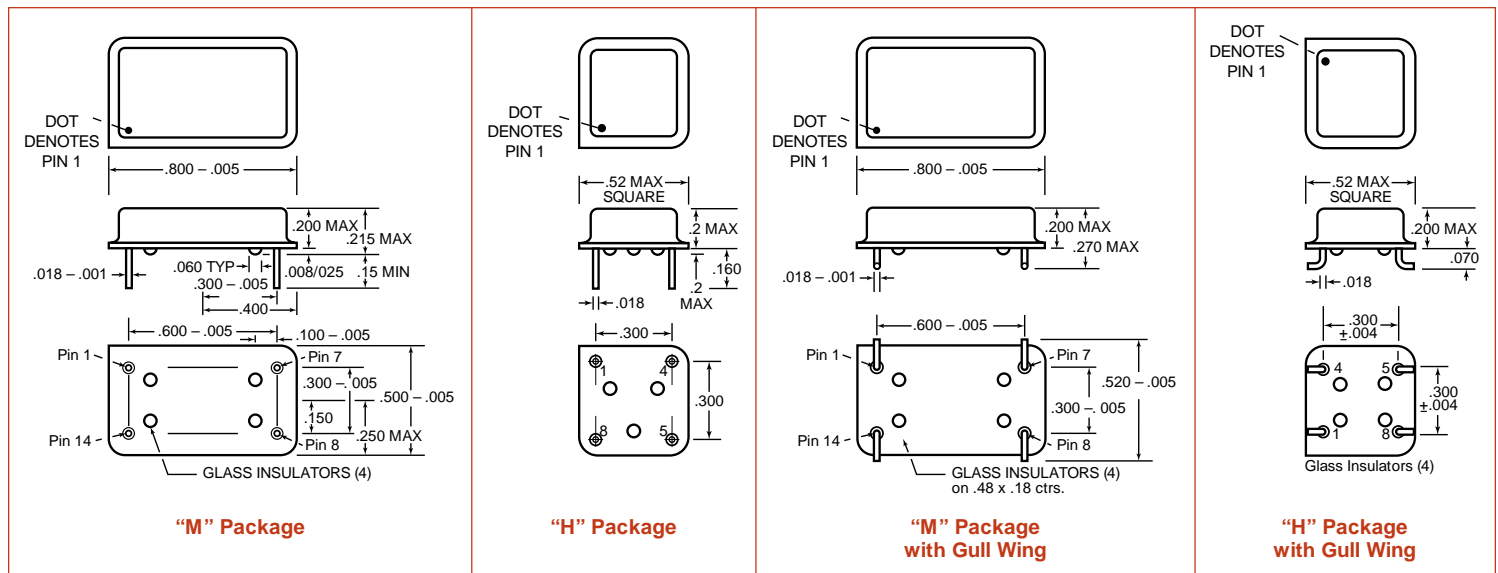
- Any thru-hole PCB that requires a standard HCMOS/TTL 3.3V clock, including microprocessors and microcontrollers.

Description

Our thru-hole fixed frequency 3.3 volt oscillators embody 25 years of design and manufacturing know-how. They are available in full size and half size package, all hermetically sealed with welded stainless steel cover. These 3.3V oscillators are intended for new designs that take advantage of their low dissipation and reduced temperature rise. They cover 0°C to 70°C operation and provide frequency selection from 1 KHz to 125 MHz and have excellent long-term reliability, plus superior startup, loading and waveshape characteristics.

CONNECTIONS — All models

	FULL SIZE	HALF SIZE	M1380 s H1380 s	M3390 s, H3390 s Tristate
PIN	1	1	NOT USED	Floating or 1 : Oscillator runs Ground or 0 : Disable or Tristate
PIN	7	4	Ground and Case	
PIN	8	5	Output	
PIN	14	8	+3.3V, V _{DD}	





CRYSTAL OSCILLATORS
HCMOS/TTL 3.3V
Thru-Hole / Gull Wing
Commercial: 0° to 70°C
FIXED FREQUENCY, 1 KHz to 125 MHz
TRISTATE, 32.768 KHz to 125 MHz

FULL SIZE D.I.L
M package
 M1380, M1381,
 M1382, M1388,
 M1389
 M3390, M3391,
 M3392, M3398,
 M3399

HALF SIZE D.I.L
H package
 H1380, H1381,
 H1382, H1388,
 H1389
 H3390, H3391,
 H3392, H3398,
 H3399

ELECTRICAL SPECIFICATIONS

Frequency Range

Fixed Output 1KHz to 125 MHz
 Tristate 32.768 KHz to 125 MHz

Frequency Stability

Includes calibration at 25°C, operating temperature, change of input voltage, change of load, shock and vibration.

Input Voltage, V _{DD}	MIN	TYP	MAX	UNITS
	3.0	3.3	3.6	volts
Input Current				
1 KHz to 10 MHz		8	14	mA
10.1 to 25 MHz		15	20	mA
25.1 to 50 MHz		20	30	mA
50.1 to 75 MHz		25	35	mA
75.1 to 125 MHz		30	40	mA

Output Levels

"0" Level, sinking 16 mA
 "1" Level, sourcing 8 mA

V _{DD} - .4	0.4	0.5	volts
----------------------	-----	-----	-------

Rise and Fall Times

CMOS, 15 pf, 20 to 80% (<60 MHz)	3.0	4	ns
CMOS, 30 pf, 20 to 80% (<60 MHz)	4.0	5	ns
CMOS, 50 pf, 20 to 80% (<60 MHz)	6.0	8	ns
CMOS, 15 pf, 20 to 80% (>60 MHz)	2.0	2.5	ns
CMOS, 30 pf, 20 to 80% (>60 MHz)	3.0	4.5	ns

Symmetry

CMOS, @ 50% V_{DD} 48/52 45/55 percent

Jitter

from positive edge to positive edge 50 ps RMS

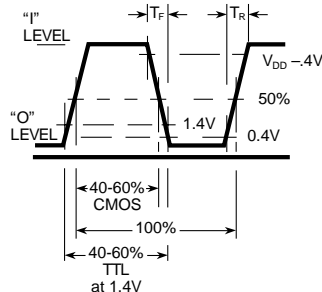
Aging

First year 3 ppm
 After first year 1 ppm/yr

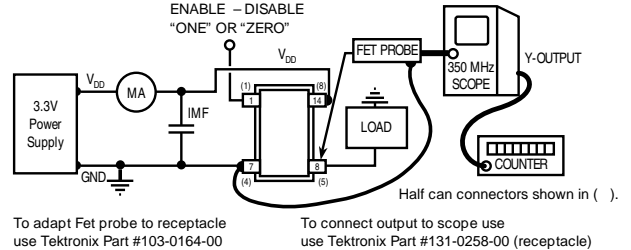
Input Requirements for Pin 1.:

"1": On - Pin 1 may float or 2.4V min., sourcing 400 microAmp
 "0": Tristate - Pin 1 requires 0.4V, sinking 400 microAmp

Fixed Output	Tristate	Frequency Stability
1380	3390	±100 ppm
1381	3391	±25 ppm
1382	3392	±50 ppm
1388	3398	±20 ppm
1389	3399	±32 ppm



WAVEFORMS



ALL OSCILLATORS HAVE INTERNAL BYPASS CAPACITORS

TEST CIRCUIT

ENVIRONMENTAL SPECIFICATIONS

Temperature

Operating 0° to 70°C
 Storage -55° to +125°C

Shock - 1000 Gs, 0.35 ms, 1/2 sine wave, 3 shocks in each plane

Vibration - 10-2000 Hz of .06" d.a. or 20 Gs, whichever is less

Humidity - Resistant to 85° R.H. at 85°C

MECHANICAL SPECIFICATIONS

Leak - MIL STD 883, Method 1014, condition A1

Pins - Kovar, nickel plated with 60/40 solder coat

Bend Test - Will withstand two bends of 90° from reference

Header - Steel, with nickel plate

Case - Stainless steel, type 304

Marking - Epoxy ink or laser engraved

Resistance to Solvents - MIL STD 202, Method 215

HOW TO ORDER

For Part Number, put package type before model number, and add frequency in MHz, for example:

M 1387-44.736M

"M" is full size DIL
 "H" is half size DIL
 "1387" is model type
 "44.736 M" frequency in MHz
 Leave blank for straight leads
 Add "G" for gullwing

SS#	Rev.
M1380	A



Unless customer-specific terms and conditions are signed by an officer of MF Electronics, the sale of this and all MF Electronics products are subject to terms and conditions set forth at www.mfelectronics.com/terms