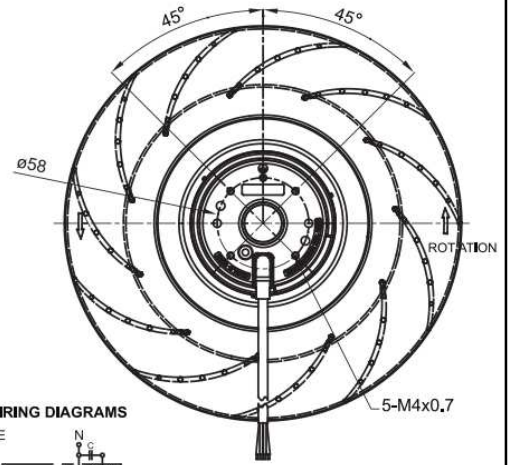
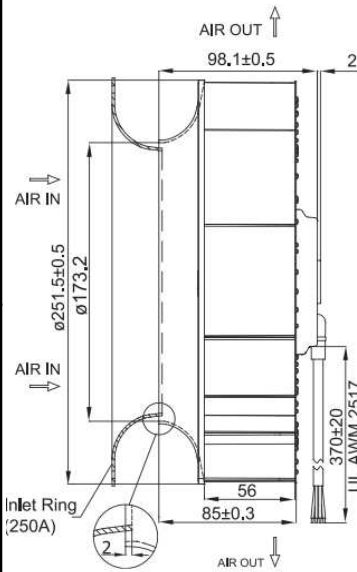
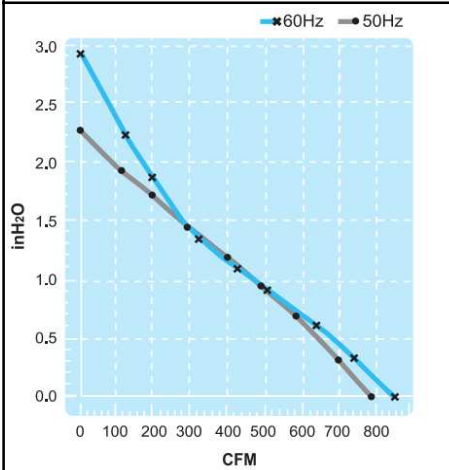


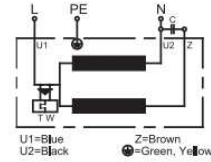
OAB250 Series



Motorized Impeller
251.5 x 98.1mm (9.9" x 3.87")



MOTOR WIRING DIAGRAMS



Accessories
Duct ring DR250A

Part Number	OAB250-11-1	OAB250-22-1
Nominal Voltage	115VAC	230VAC
Voltage Range	100 ~ 125VAC	200 ~ 240VAC
Nominal Current	2.10A	1.00A
Locked Current	3.00A	1.52A
Rated Power	240W	240W
Rated Speed (RPM)	2700	2700
Airflow (CFM)	850	850
Noise Level (dB)	76	76
Max. Static Pressure	2.9" H ₂ O	2.9" H ₂ O
Bearing System	Sealed Dual Ball m2	Sealed Dual Ball

Frame	Diecast Aluminum
Impeller	UL94V-O Thermoplastic
Connection	4x Lead wires
Motor	AC, Capacitor Run, thermally protected. CAPACITOR INCLUDED IP55 rated
Bearing System	Dual ball bearing
Insulation Resistance	>100M ohm between leadwire and frame (500VDC)
Dielectric Strength	1500VAC for 1 minute
Temperature Range	-40C ~ +60C
Life (L10)	40,000 hrs (L10, 40C)