

# KM Series Subminiature Pushbutton Switches



A


Pushbutton

## Features/Benefits

- **Reliable contact design**
- **Available with pretravel and overtravel**
- **RoHS compliant**

## Typical Applications

- **Alarm systems**
- **Computers**
- **Detector switch application**



Models Available

## Specifications

CONTACT RATING: Q contact material (KM11, KM12 Models): 0.25 AMPS @ 125 V AC or DC (UL); (KM33 Model): 1 AMP @ 125 V AC or 28 V DC. See page A-69 for additional ratings.

ELECTRICAL LIFE: 10,000 actuations min. at full load.

CONTACT RESISTANCE: Below 30 mΩ typ. initial @ 2-4 V DC, 100 mA, for both silver and gold plated contacts.

INSULATION RESISTANCE: 10<sup>9</sup>Ω min.

DIELECTRIC STRENGTH: 1,000 Vrms min. @ sea level.

OPERATING TEMPERATURE: -30°C to 85°C.

CAP INSTALLATION FORCE: 10 lbs. max. permissible.

**NOTE:** Any models supplied with Q or B contact material are RoHS compliant.

**NOTE:** Specifications and materials listed above are for switches with standard options. For information on specific and custom switches, consult Customer Service Center.

## Materials

HOUSING & BUSHING: 6/6 nylon (UL94V-2), black.

ACTUATOR: 6/6 nylon (UL 94V-2), natural. Internal o-ring seal, available on KM11 & KM33 models.

MOVABLE CONTACT: B contact material: Bronze or copper, with gold plate over nickel plate. See page A-69 for additional contact materials.

STATIONARY CONTACTS & TERMINALS: B contact material: Copper, with gold plate over nickel plate. See page A-69 for additional contact materials.

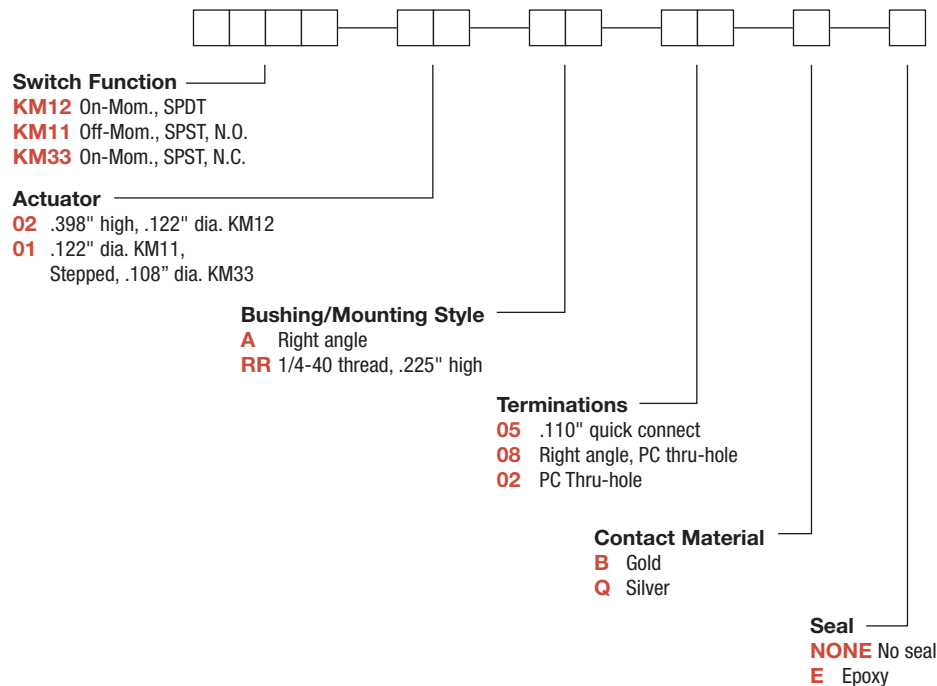
RETURN SPRING: Music wire, phosphor coated.

MOUNTING NUT: Brass, nickel plated.

TERMINAL SEAL: Epoxy.

## Build-A-Switch

To order, simply select desired option from each category and place in the appropriate box. Available options are shown and described on pages A-68 and A-70. For additional options not shown in catalog, consult Customer Service Center.



Dimensions are shown: Inches (mm)  
Specifications and dimensions subject to change



# KM Series Subminiature Pushbutton Switches

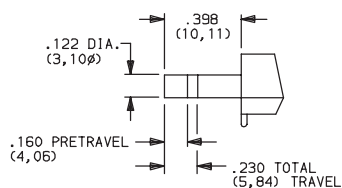
## SWITCH FUNCTION

Pushbutton  
A

NO. POLES	MODEL NO.	SWITCH FUNCTION		CONNECTED TERMINALS		SCHEMATIC
		POS. 1	POS. 2	POS. 1	POS. 2	
SP	<b>KM11</b>	OFF	MOM.	OPEN	2-1	SPST N.O.
	<b>KM33</b>	ON	MOM.	2-1	OPEN	SPST N.C.
<b>SPST</b> <p>Part number shown: KM1101RR05BE</p>						
SP	<b>KM12</b>	ON	MOM.	2-1	4-3	SPDT
<b>SPDT</b> <p>Part number shown: KM1202A08BE</p>						

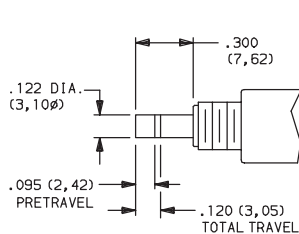
## ACTUATOR

**02** .398" HIGH, .122" DIA.

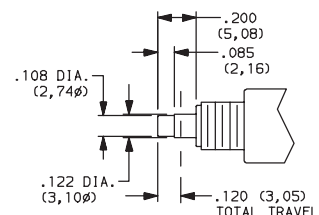


KM12 models only.

**01** .122" DIA.



KM11 models only.



KM33 models only.

**NOTE:** Caps available for plunger options, see page A-70.



Third Angle  
Projection



Dimensions are shown: Inches (mm)  
Specifications and dimensions subject to change

# KM Series Subminiature Pushbutton Switches



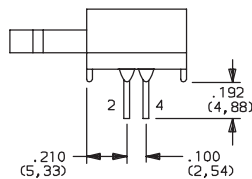
A

Pushbutton

## BUSHING/ MOUNTING STYLE

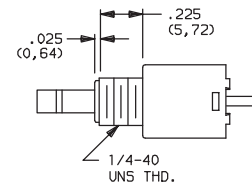


**A** RIGHT ANGLE



KM12 models only.

**RR** 1/4-40 THREAD, .225" HIGH



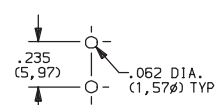
KM11 & KM33 models only.

### PANEL MOUNTING

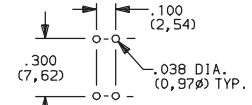


KM11 & KM33 models.

### PC MOUNTING



KM11 models only.

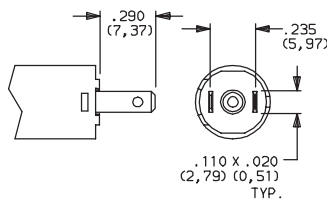


KM12 models only.

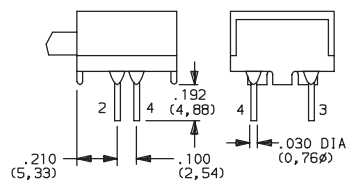
## TERMINATIONS



**05** .110" QUICK CONNECT

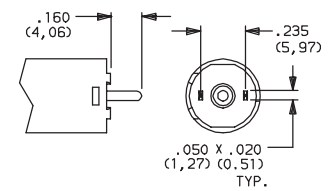


**08** RIGHT ANGLE, PC THRU-HOLE



KM12 models only.

**02** PC THRU-HOLE



KM11 models only.

## CONTACT MATERIAL



OPTION CODE	RoHS COMPLIANT *	RoHS COMPATIBLE *	CONTACT AND TERMINAL MATERIAL	RATINGS	
<b>B</b>	YES	YES	GOLD <sup>1</sup>	LOW LEVEL/DRY CIRCUIT	0.4 VA MAX. @ 20 V AC OR DC MAX.
<b>Q</b>	YES	YES	SILVER <sup>2</sup>	POWER	0.25 AMPS @ 125 V AC OR DC (KM11, KM12) (UL) 1 AMP @ 125 V AC OR 28 V DC (KM33).

\* Note: See Technical Data section of this catalog for RoHS compliant and compatible definitions and specifications.

<sup>1</sup> STATIONARY CONTACTS & TERMINALS: Copper, with gold plate over nickel plate.  
MOVABLE CONTACT: Phosphor bronze or beryllium copper, with gold plate over nickel plate.

<sup>2</sup> STATIONARY CONTACTS & TERMINALS: Copper, silver plated (standard with all termination options).  
MOVABLE CONTACT: Phosphor bronze or beryllium copper, silver plated.

<sup>3</sup> STATIONARY CONTACTS & TERMINALS: Copper, with gold plate over nickel plate over silver plate.  
MOVABLE CONTACT: Phosphor bronze or beryllium copper, with gold plate over nickel plate over silver plate.

**NOTE:** Any models supplied with Q or B contact material are RoHS compliant.

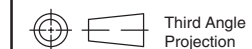
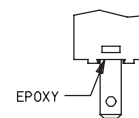
KM11, KM12 models when ordered with 'Q' contact material.

## SEAL



**NONE** NO SEAL

**E** EPOXY SEAL



Third Angle  
Projection



Dimensions are shown: Inches (mm)  
Specifications and dimensions subject to change

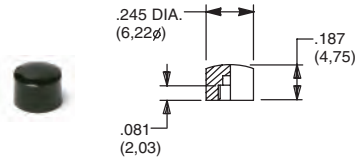


# KM Series Subminiature Pushbutton Switches

Pushbutton  
A

## AVAILABLE HARDWARE

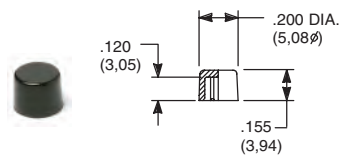
Cap, KM33 models



**PART NO.**  
**785101000** WHITE  
**785102000** BLACK  
**785103000** RED

Material: Nylon  
 Finish: Gloss

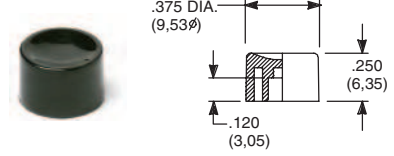
Cap, KM11 and KM12 models



**PART NO.**  
**708901000** WHITE  
**708902000** BLACK  
**708903000** RED

Material: Nylon  
 Finish: Gloss

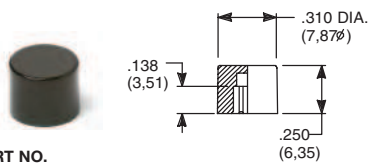
Cap, KM11 and KM12 models



**PART NO.**  
**752701000** WHITE  
**752702000** BLACK  
**752703000** RED

Material: Nylon  
 Finish: Gloss

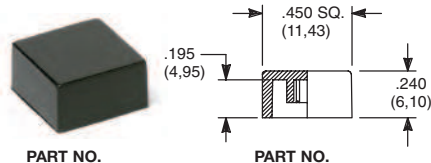
Cap, KM11 and KM12 models



**PART NO.**  
**801801000** WHITE  
**801802000** BLACK  
**801803000** RED

Material: Nylon  
 Finish: Gloss

Cap, KM11 models



**PART NO.**  
**484601000** WHITE  
**484602000** BLACK  
**484603000** RED

**PART NO.**  
**798201000** WHITE  
**798202263** BLACK  
**798203000** RED

Material: Nylon  
 Finish: Gloss

Material: Nylon  
 Finish: Matte

**NOTE:** Other cap colors available, consult Customer Service Center.



Dimensions are shown: Inches (mm)  
 Specifications and dimensions subject to change