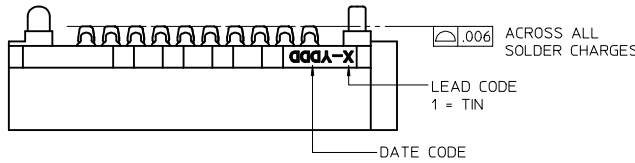
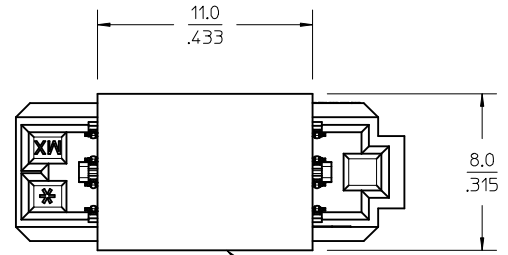
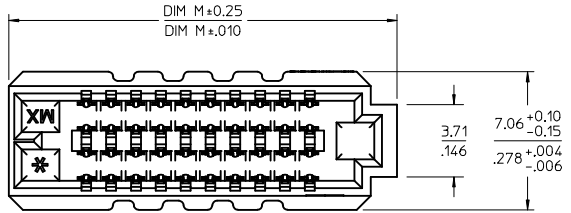


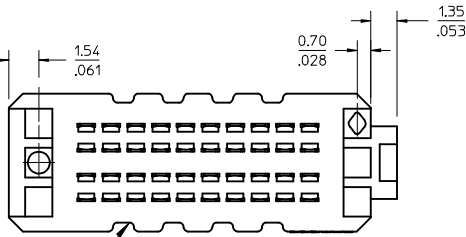
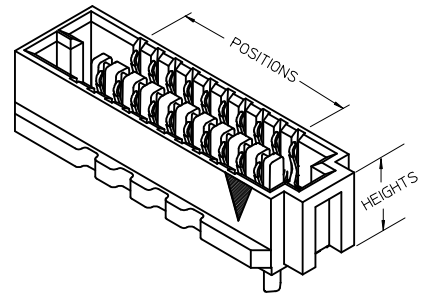
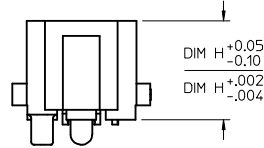
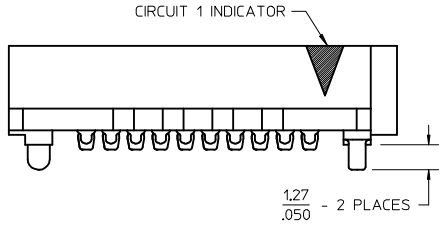
10 9 8 7 6 5 4 3 2 1



NOTE: THESE CODES MAY BE LOCATED ON EITHER SIDE OF THE HOUSING



PICK AND PLACE PAD (SHOWN IN THIS VIEW ONLY)



10 POSITION VERSION SHOWN IN THESE VIEWS

EDGE NOTCHES- SEE TABLE (THE NUMBER OF NOTCHES INCREASES AS THE NUMBER OF POSITIONS INCREASES)

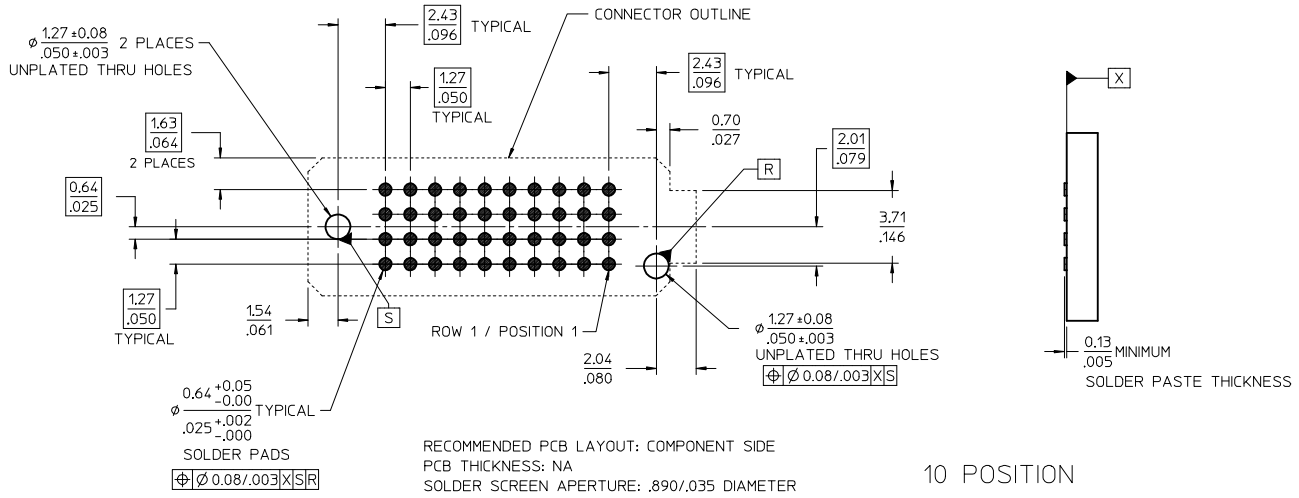
NOTES:

1. MATERIALS: HOUSING: GLASS FILLED LCP (LIQUID CRYSTAL POLYMER), UL94V-0, BLACK
CONTACTS: COPPER ALLOY
SOLDER CHARGE: 95.5% TIN, 3.8% SILVER, 0.7 % COPPER
2. FINISHES: 30 MICROINCH MINIMUM GOLD IN THE CONTACT AREA, 50 MICROINCH MINIMUM TIN IN THE TAIL AREA, OVERALL NICKEL UNDERPLATE.
3. PRODUCT SPECIFICATION: PS-45970-001
4. PACKAGING SPECIFICATION: PK-45971-002 (TAPE AND REEL)
5. MATES WITH SEARAY SLIM PLUG ASSY SERIES 46556
6. APPLICATION SPECIFICATION: AS-45970-001
7. COSMETIC SPECIFICATION: PS-45499-002 CLASS B
8. PART STATUS: CONTACT MOLEX

POSITIONS	DIM M		TOTAL NUMBER OF EDGE NOTCHES
10	19.88/1.784	0.15/0.006	8
15	26.23/1.034	0.15/0.006	14
20	32.58/1.284	0.15/0.006	18
25	38.93/1.534	0.15/0.006	24
30	45.28/1.784	0.15/0.006	28
35	51.63/2.034	0.15/0.006	34
40	57.98/2.284	0.15/0.006	38
45	64.33/2.534	0.23/0.009	44
50	70.68/2.784	0.23/0.009	48

CLARIFY OVERALL LENGTH EC NO: UCP2015-5493 DRWN: SVANG01 2015/06/25 CHKD: TIBARRA 2015/08/04 APPR: SMILLER 2015/08/07	QUALITY SYMBOLS	GENERAL TOLERANCES (UNLESS SPECIFIED)	DIMENSION STYLE	SCALE	DESIGN UNITS	THIRD ANGLE PROJECTION
	▽=0	mm INCH	MM/IN	4:1	INCH	
	▽=0	4 PLACES ± --- ± ---	DRAWN BY DATE	SEARAY SLIM (4 ROW) RECEPTACLE ASSEMBLY 1.27/.050 PITCH molex		
	▽=0	3 PLACES ± --- ± .010	TGREGORI 2007/05/21			
	2 PLACES ± 0.25 ± .015	CHECKED BY DATE	JCOMERC I 2007/05/21	SD-46557-001 SHEET NO. 1 OF 3		
	1 PLACE ± 0.38 ± ---	APPROVED BY DATE	JCOMERC I 2010/03/05			
	0 PLACE ± ±	ANGULAR ± --- °	MATERIAL NO.	DOCUMENT NO.		
		DRAFT WHERE APPLICABLE MUST REMAIN WITHIN DIMENSIONS	SEE TABLE SHT 3	THIS DRAWING CONTAINS INFORMATION THAT IS PROPRIETARY TO MOLEX INCORPORATED AND SHOULD NOT BE USED WITHOUT WRITTEN PERMISSION		

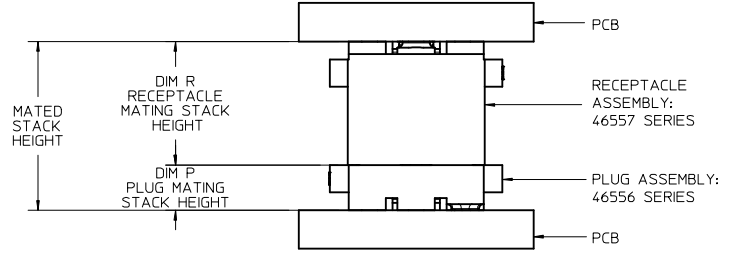
9 8 7 6 5 4 3 2 1



10 POSITION
VERSION SHOWN

DIM P PLUG STACK HEIGHT	DIM R RECEPTACLE STACK HEIGHT					
	MM	5.0	6.0	6.5	7.5	8.0
2.0	7.0	8.0	8.5	9.5	10.0	
3.0	8.0	9.0	9.5	10.5	11.0	
3.5	8.5	9.5	10.0	11.0	11.5	
2.5	7.5	8.5	9.0	10.0	10.5	
4.5	9.5	10.5	11.0	12.0	12.5	
5.0	10.0	11.0	11.5	12.5	13.0	
7.0	12.0	13.0	13.5	14.5	15.0	

MATED STACK HEIGHTS
GIVEN IN MILLIMETERS (MM) FOR REFERENCE ONLY



STACK HEIGHTS
GIVEN IN MILLIMETERS (MM) FOR REFERENCE ONLY

SEE SHEET 1 EC NO: UCP2015-5493 DRW: SVANG01 2015/06/15 CHKD: TIBARRA 2015/08/04 APPR: SMILLER 2015/08/07	QUALITY SYMBOLS	GENERAL TOLERANCES (UNLESS SPECIFIED)	DIMENSION STYLE	SCALE	DESIGN UNITS	THIRD ANGLE PROJECTION
	$\nabla = 0$ $\nabla = 0$ $\nabla = 0$	mm INCH 4 PLACES ± --- ± --- 3 PLACES ± --- ± .010 2 PLACES ± 0.25 ± .015 1 PLACE ± 0.38 ± --- 0 PLACE ± ±	MM/IN	4:1	INCH	DRAWN BY DATE T.GREGORI 2007/05/21 CHECKED BY DATE J.COMERCI 2007/05/21 APPROVED BY DATE J.COMERCI 2010/03/05
	ANGULAR ± ---° DRAFT WHERE APPLICABLE MUST REMAIN WITHIN DIMENSIONS	MATERIAL NO.	DOCUMENT NO.	TITLE SEARAY SLIM (4 ROW) RECEPTACLE ASSEMBLY 1.27/.050 PITCH		
	SIZE B	SEE TABLE SHT 3	SD-46557-001	SHEET NO. 2 OF 3		
	THIS DRAWING CONTAINS INFORMATION THAT IS PROPRIETARY TO MOLEX INCORPORATED AND SHOULD NOT BE USED WITHOUT WRITTEN PERMISSION					

10 9 8 7 6 5 4 3 2 1

DIM R: (REF)	5.0 MM	6.0 MM	6.5 MM	7.5 MM	8.0 MM
DIM H:	5.04/.199	6.04/.238	6.55/.258	7.54/.297	8.05/.317
POSITIONS	MATERIAL NO	MATERIAL NO	MATERIAL NO	MATERIAL NO	MATERIAL NO
10	46557-1145	46557-1245	46557-1345	46557-1445	46557-1545
20	46557-2145	46557-2245	46557-2345	46557-2445	46557-2545
30	46557-3145	46557-3245	46557-3345	46557-3445	46557-3545
40	46557-4145	46557-4245	46557-4345	46557-4445	46557-4545
50	46557-5145	46557-5245	46557-5345	46557-5445	46557-5545
15	46557-6145	46557-6245	46557-6345	46557-6445	46557-6545
25	46557-7145	46557-7245	46557-7345	46557-7445	46557-7545
35	46557-8145	46557-8245	46557-8345	46557-8445	46557-8545
45	46557-9145	46557-9245	46557-9345	46557-9445	46557-9545

MATING STACK HEIGHTS (DIMENSION R)
GIVEN IN MILLIMETERS (MM) FOR REFERENCE ONLY

SEE SHEET 1 EC NO: UCP2015-5493 DRWN:SVANG01 2015/06/25 CHKD:TIBARRA 2015/08/04 APPR:SMILLER 2015/08/07	DESCRIPTION REV	QUALITY SYMBOLS	GENERAL TOLERANCES (UNLESS SPECIFIED)	DIMENSION STYLE	SCALE	DESIGN UNITS	THIRD ANGLE PROJECTION
		$\nabla F/0$ $\nabla E/0$ $\nabla D/0$	mm INCH 4 PLACES ± --- ± --- 3 PLACES ± --- ± .010 2 PLACES ± 0.25 ± .015 1 PLACE ± 0.38 ± --- 0 PLACE ± ±	MM/IN	1:1	INCH	SEARAY SLIM (4 ROW) RECEPTACLE ASSEMBLY 1.27/.050 PITCH molex
		ANGULAR ± ---° DRAFT WHERE APPLICABLE MUST REMAIN WITHIN DIMENSIONS	DRAWN BY DATE T.GREGORI 2007/05/21 CHECKED BY DATE J.COMERC I 2007/05/21 APPROVED BY DATE J.COMERC I 2010/03/05	TITLE			
			MATERIAL NO. SEE TABLE	DOCUMENT NO. SD-46557-001	SHEET NO. 3 OF 3		
THIS DRAWING CONTAINS INFORMATION THAT IS PROPRIETARY TO MOLEX INCORPORATED AND SHOULD NOT BE USED WITHOUT WRITTEN PERMISSION							

9 8 7 6 5 4 3 2 1