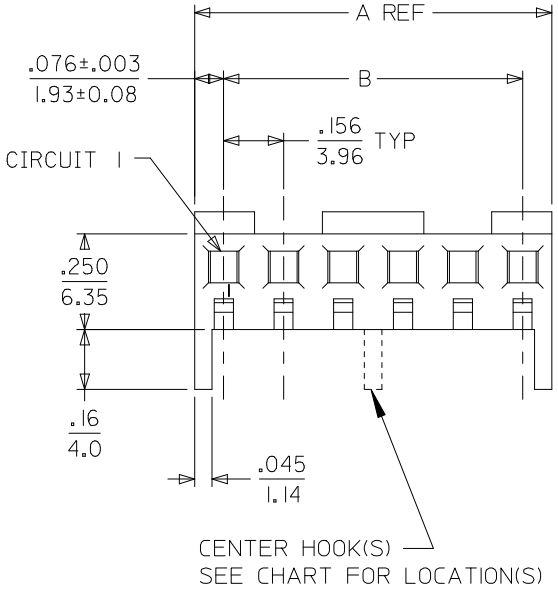

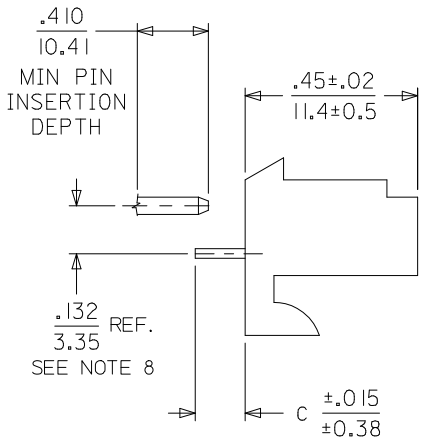

CKT	A	B	CENTER HOOK(S) LOCATED BETWEEN CIRCUITS
02	.308 7.82	.156±.005 3.96±0.13	NONE
03	.464 11.79	.312±.005 7.92±0.13	NONE
04	.620 15.75	.468±.005 11.89±0.13	NONE
05	.776 19.71	.624±.005 15.85±0.13	NONE
06	.932 23.67	.780±.005 19.81±0.13	NONE
07	1.088 27.64	.936±.010 23.77±0.25	NONE
08	1.244 31.60	1.092±.010 27.74±0.25	4 & 5
09	1.400 35.56	1.248±.010 31.70±0.25	4 & 5
10	1.556 39.52	1.404±.010 35.66±0.25	5 & 6
11	1.712 43.48	1.560±.010 39.62±0.25	5 & 6
12	1.868 47.45	1.716±.010 43.59±0.25	4 & 5, 8 & 9
13	2.024 51.41	1.872±.010 47.55±0.25	6 & 7, 11 & 12
14	2.180 55.37	2.028±.014 51.51±0.36	5 & 6, 9 & 10
15	2.336 59.33	2.184±.014 55.47±0.36	5 & 6, 10 & 11

NOTES:
1. HOUSING MATERIAL: NYLON, UL 94V-2
2. FINISH:
   (909) = OVERALL HOT TIN DIP: .000100/0.00254 MIN.
   (197) OVERALL REFLOWED MATTE TIN: 0.00152/.000060 MIN.
   OVER 0.00127/.000050 MIN. NICKEL OVERALL.
   (154) = OVERALL TIN: .000100/0.00254 MIN.
   OVERALL NICKEL UNDERPLATE: .000050/0.00127 MIN.
   (208) = SELECT GOLD: .000015/0.00038 MIN.
   SELECT TIN: .000100/0.00254 MIN.
   OVERALL NICKEL UNDERPLATE: .000050/0.00127 MIN.
3. PRODUCT SPECIFICATION: PS-08-50
4. PACKAGING INFORMATION: SEE CHARTS.
5. SOLDERABILITY SPECIFICATION: SMES-152
6. RIGHT ANGLE OPTIONS: SEE DRAWING SDA-2145-001.
7. TOP ENTRY OPTIONS: SEE DRAWING SDA-2145-002.
8. .132/3.35 DIMENSION IS CENTER OF TERMINAL TO CENTER OF MATING PIN AND DOES NOT REFLECT CENTER OF THE CONNECTOR HOUSING WINDOW DIMENSION.
9. THIS PART CONFORMS TO CLASS B REQUIREMENTS OF COSMETIC SPECIFICATION PS-45499-002.

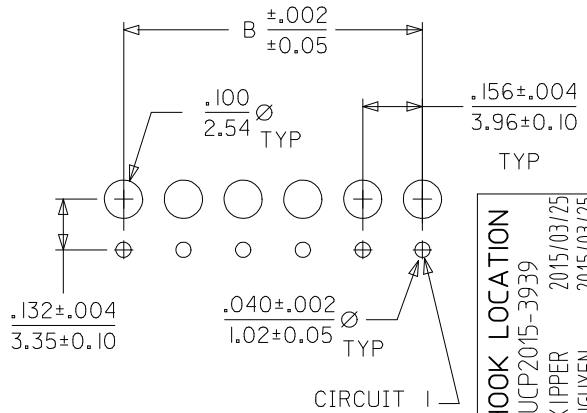

PCB LAYOUT: COMPONENT SIDE
RECOMMENDED PCB THICKNESS .062/1.57

2	Z
1	Z1
SHT.	REV.

ADD HOOK LOCATION
EC NO: UCP2015-3939
DRWN:MKIPPER 2015/03/25
CH'KD:NNGUYEN 2015/03/25
APPR:FSMITH 2015/03/27
DESCRIPTION
Z1
REV

QUALITY SYMBOLS
F_A =0
F_B =0
F_D =0

GENERAL TOLERANCES (UNLESS SPECIFIED)

	mm	INCH
4 PLACES	± ---	± ---
3 PLACES	± ---	± .010
2 PLACES	± 0.25	± .014
1 PLACE	± 0.36	± ---
0 PLACE	±	±

ANGULAR ±1/2°
DRAFT WHERE APPLICABLE MUST REMAIN WITHIN DIMENSIONS

DIMENSION STYLE: IN/MM
SCALE: ---
DESIGN UNITS: INCH
THIRD ANGLE PROJECTION

DRAWN BY SAMIEC	DATE 01/16/03	TITLE KK 156 HOUSING ASSY PC TAIL BOTTOM ENTRY
CHECKED BY SAMIEC	DATE 01/16/03	
APPROVED BY MARGULIS	DATE 01/16/03	molex
MATERIAL NO. SEE CHART	DOCUMENT NO. SDA-2145-003	SHEET NO. 1 OF 4

SIZE A

THIS DRAWING CONTAINS INFORMATION THAT IS PROPRIETARY TO MOLEX INCORPORATED AND SHOULD NOT BE USED WITHOUT WRITTEN PERMISSION