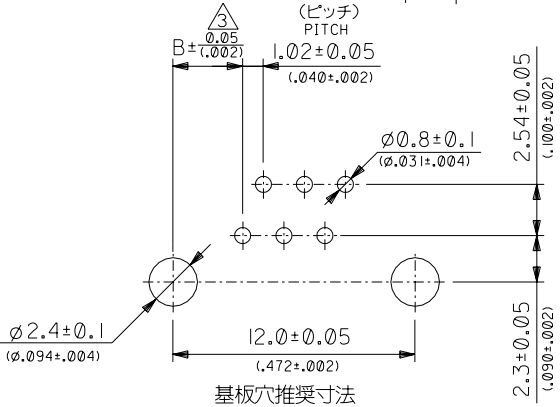
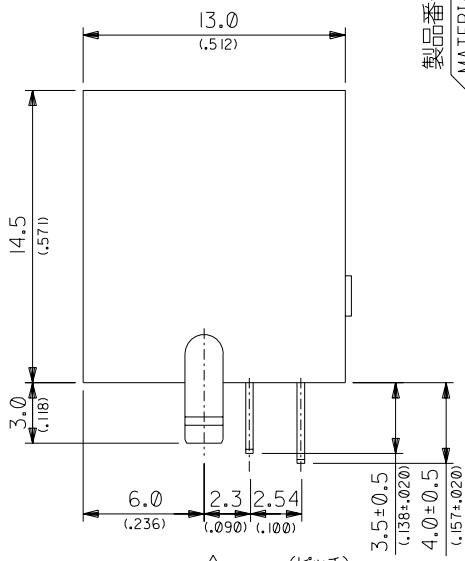
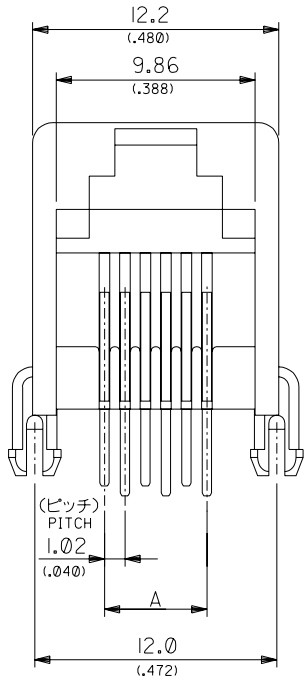
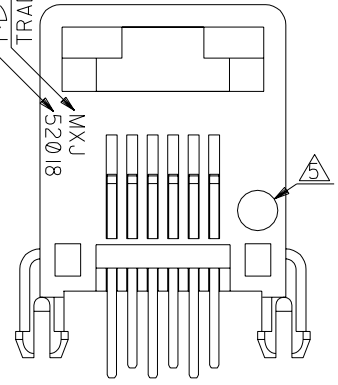


DWG. NO.
SD-52018-003



基板穴推奨寸法
RECOMMENDED P.C.B. LAYOUT
(ジャック取付け側)
(JACK ASS'Y SIDE)

製品番号
MATERIAL NO.
トレードマーク
TRADE MARK



- 注) NOTES
- 材質 MATERIAL
ハウジング: ガラス入りポリアステル UL94V-0
HSG.: POLYESTER G.F.15% UL94V-0
ターミナル: リン青銅
TERM.: PHOSPHOR BRONZE
 - メッキ仕様 PLATING
接点部: 金メッキ、表参照
CONTACT AREA: GOLD PER TABLE
半田付け部: 錫メッキ 1.0µmMIN.
SOLDER AREA: TIN 1.0 MICROMETER MINIMUM.
下地メッキ: ニッケルメッキ 1.0µmMIN.
UNDERPLATE: NICKEL 1.0 MICROMETER MINIMUM.
 - △ -6.4*6は両端の基板穴を除く。
-6.2*6は両端の2つの基板穴を除く。
DIM B INDICATES FIRST P.C.HOLE
REQUIRED PER PART NUMBER.
FOR PARTIALLY LOADED ASSEMBLIES
P.C.HOLE PATTERN IS REDUCED FROM EACH END.
 - 推奨基板厚: t=1.6±0.05
RECOMMENDED P.C.B. THICKNESS: 1.6±0.05
 - △ 金メッキ厚標示
COLOR CODING TO INDICATE GOLD PLATING
黄色: 0.1µmMIN. YELLOW: 0.1 MICROMETER MINIMUM.
緑色: 0.38µmMIN. GREEN: 0.38 MICROMETER MINIMUM.
オレンジ色: 0.76µmMIN. ORANGE: 0.76 MICROMETER MINIMUM.
無色: 1.27µmMIN. UNMARKED: 1.27 MICROMETER MINIMUM.
 - ハウジングの色は、グレイ。
HOUSING COLOR IS GRAY.
 - 本製品は52018-6**5の鉛フリー品である。
THIS PRODUCT IS LEAD FREE OF 52018-6**5.

6	6	5.08 (.200)	3.46 (.136)	1.27 / (50)	52018-6646
				0.76 / (30)	▲ -6636
				0.38 / (15)	-6626
				0.1 / (4)	-6616
6	4	3.05 (.120)	4.48 (.176)	1.27 / (50)	-6446
				0.76 / (30)	-6436
				0.38 / (15)	-6426
				0.1 / (4)	-6416
6	2	1.02 (.040)	5.49 (.216)	1.27 / (50)	-6246
				0.76 / (30)	-6236
				0.38 / (15)	▼ -6226
				0.1 / (4)	52018-6216

ポジション POSITION	極数 CIRCUITS	A	B	金メッキ厚 (µMIN) GOLD PLATING THK (µMIN)	製品番号 MATERIAL No.
-------------------	----------------	---	---	---	----------------------

DO NOT SCALE DRAWING

64NO. DRWN: CH'K: APPR:	63NO. DRWN: CH'K: APPR:	62NO. DRWN: CH'K: APPR:	61NO. DRWN: CH'K: APPR:
新緑作成 RELEASED 0 DRAWN: M.NAGATA '04/05/14 CHK'K: TOJO '04/05/14 APPR: M.SASAO '04/05/14			
MATERIAL 材料 FINISH 仕上げ WIRE RANGE 適用電線範囲 INS. RANGE 被覆外径			

注参照
SEE NOTES
注及び表参照
SEE NOTES AND CHART

GENERAL TOLERANCES: (UNLESS SPECIFIED) 一般公差	SCALE 4:1	DESIGN UNITS <input checked="" type="checkbox"/> mm <input type="checkbox"/> INCH	DRAWN BY & DATE M.NAGATA '04/05/14
10 UNDER 未満 30 OVER 以上	±0.2 (0.08)	<input checked="" type="checkbox"/> mm <input type="checkbox"/> INCH	CHECKED BY & DATE K.TOJO '04/05/14
30 OVER 以上	±0.25 (0.01)	<input type="checkbox"/> mm <input type="checkbox"/> INCH	APPROVED BY & DATE M.SASAO '04/05/14
ANGLE 角度	±3°	CAD FILENAME SD-52018-003.S01	

MODEL NO. 52018-6**6	DIMENSIONS: <input type="checkbox"/> mm <input type="checkbox"/> INCH	SHT 1 OF 1	REV B
TITLE: MODULAR JACK HOUSING ASS'Y -LEAD FREE-	<input checked="" type="checkbox"/> FIRST ANGLE PROJECTION	MOLEX INCORPORATED	
MATERIAL NO. SEE CHART	DRAWING NO. SD-52018-003	SHEET NO. 1 OF 1	
DRAWING CONTAINS INFORMATION THAT IS PROPRIETARY TO MOLEX INCORPORATED AND SHOULD NOT BE USED WITHOUT WRITTEN PERMISSION.			SIZE B