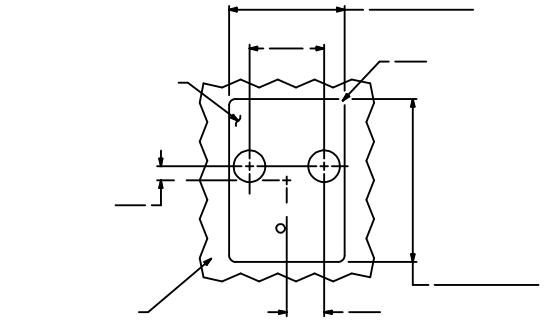

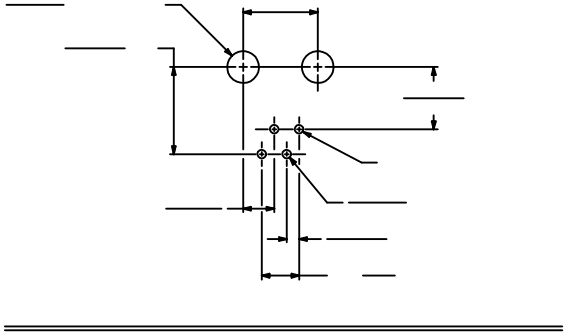

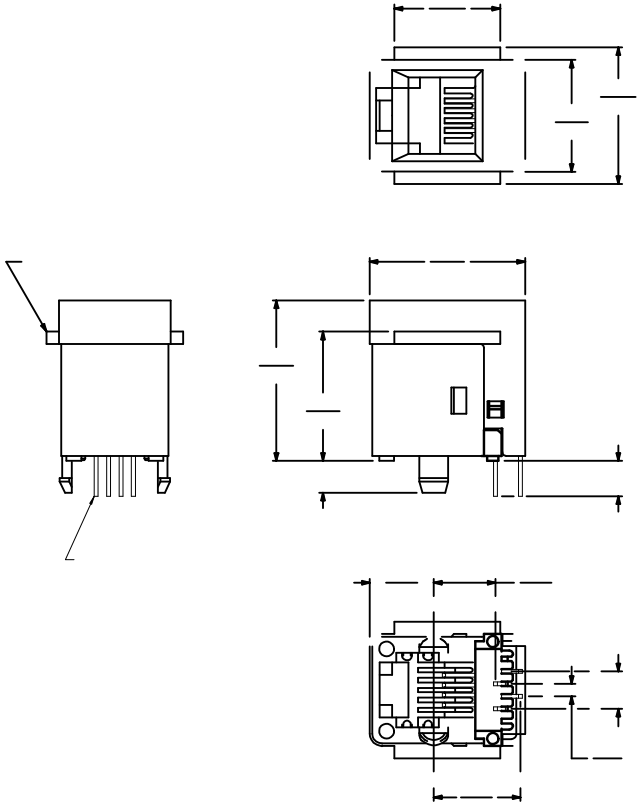

LABEL PCB LAYOUT			
EC NO: UCP2015-2536	2015/02/24		
DRWN:NNGUYEN	2015/02/24		
CHKD:JBELL	2015/02/24		
APPR:FSMITH	2015/03/24	DESCRIPTION	
N2		REV	

QUALITY SYMBOLS: =0 (4 PLACES), =0 (3 PLACES), =0 (2 PLACES), =0 (1 PLACE), =0 (0 PLACE)

GENERAL TOLERANCES (UNLESS SPECIFIED)

	mm	INCH
4 PLACES	± ---	± ---
3 PLACES	± ---	± .010
2 PLACES	± 0.25	± ---
1 PLACE	± ---	± ---
0 PLACE	±	±

ANGULAR ±1/2°

DRAFT WHERE APPLICABLE MUST REMAIN WITHIN DIMENSIONS

DIMENSION STYLE: IN/MM	SCALE: 4:1	DESIGN UNITS: INCH	THIRD ANGLE PROJECTION
DRAWN BY: GLT	DATE: 1990/10/12	TITLE: ASSEMBLY; VERTICAL MODULAR JACKS	
CHECKED BY: BAP	DATE: 1990/10/12		
APPROVED BY: FSMITH	DATE: 2012/02/14	molex	
MATERIAL NO.: SEE SHEET 4		DOCUMENT NO.: SDA-42410-****	SHEET NO.: 1 OF 4
SIZE: D	THIS DRAWING CONTAINS INFORMATION THAT IS PROPRIETARY TO MOLEX INCORPORATED AND SHOULD NOT BE USED WITHOUT WRITTEN PERMISSION		

tb_frame_D_P_AM_T
Rev. G 2012/01/11