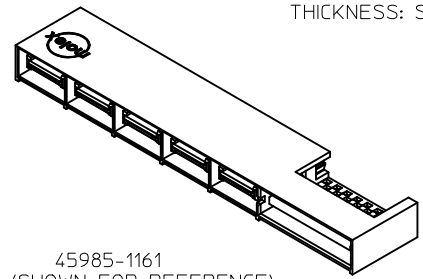


- NOTES:
- MATERIAL:  
HOUSING: GLASS FILLED LCP (LIQUID CRYSTAL POLYMER), UL94V-0, COLOR: BLACK.  
POWER CONTACT: COPPER ALLOY  
SIGNAL CONTACT: PHOSPHOR BRONZE
  - FINISH: SELECT GOLD 0.76 MICROMETER/30 MICROINCH MINIMUM.  
SELECT TIN 3.81 MICROMETER/150 MICROINCH MINIMUM.  
BOTH OVER NICKEL 1.27 MICROMETER/50 MICROINCH MINIMUM.
  - PRODUCT SPECIFICATION: PS-45984-001
  - PACKAGING SPECIFICATION: TRAY PER PK-45984-001
  - SEE SHEET 5 FOR CIRCUIT IDENTIFICATION.
  - PARTS ARE RoHS COMPLIANT.
  - PEG HOLES ARE OPTIONAL PCB FEATURES AND ARE REQUIRED ONLY WITH THE PEGGED HOUSING OPTIONS.
  - MATES WITH MOLEX RECEPTACLE SERIES 45984-1\*\*\*.

NO OF SIGNAL	MATERIAL NUMBER	DIM A REF	DIM P	PCB THK
12	45985-1111	72.16	4.50	3.18
16	45985-1121	74.70		
20	45985-1131	77.24		
24	45985-1141	79.78		
28	45985-1151	82.32		
32	45985-1161	84.86		
36	45985-1171	87.40		
40	45985-1181	89.94		
12	45985-1112	72.16	3.90	2.36
16	45985-1122	74.70		
20	45985-1132	77.24		
24	45985-1142	79.78		
28	45985-1152	82.32		
32	45985-1162	84.86		
36	45985-1172	87.40		
40	45985-1182	89.94		
12	45985-1113	72.16	2.90	1.57
16	45985-1123	74.70		
20	45985-1133	77.24		
24	45985-1143	79.78		
28	45985-1153	82.32		
32	45985-1163	84.86		
36	45985-1173	87.40		
40	45985-1183	89.94		

PCB LAYOUT: COMPONENT SIDE  
THICKNESS: SEE CHART



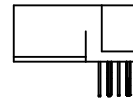
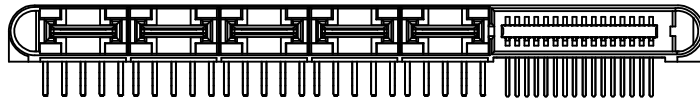
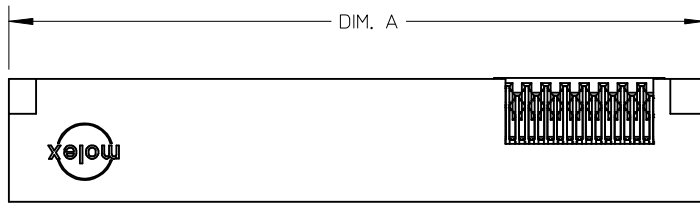
45985-1161  
(SHOWN FOR REFERENCE)  
SEE CHART

ADD DIMENSION	DESCRIPTION
EC NO: UCP2015-3913	2015/03/24
DRWN: JUILLES	2015/03/24
CHKD: MBANDURA	2015/03/24
APPR: APATEL	2015/04/09
D1	REV

GENERAL TOLERANCES (UNLESS SPECIFIED)		
	mm	INCH
4 PLACES	± ---	± ---
3 PLACES	± ---	± ---
2 PLACES	± 0.25	± ---
1 PLACE	± ---	± ---
ANGULAR ± 1/2°		
DRAFT WHERE APPLICABLE MUST REMAIN WITHIN DIMENSIONS		

DIMENSION STYLE	
MM ONLY	
DRAWN BY	DATE
SCHAFFER	2005/06/20
CHECKED BY	DATE
SAMIEC	2005/06/21
APPROVED BY	DATE
MARGULIS	2005/06/22
MATERIAL NO.	
SEE CHARTS	

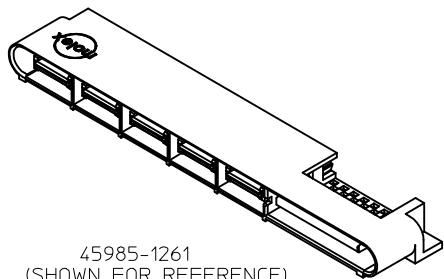
SCALE	DESIGN UNITS	THIRD ANGLE PROJECTION
1:1	METRIC	
TITLE		
LPH PLUG ASSEMBLY RT ANGLE 10 CIRCUIT POWER CONNECTOR		
molex MOLEX INCORPORATED		
DOCUMENT NO.	SHEET NO.	
SD-45985-100	1 OF 5	
THIS DRAWING CONTAINS INFORMATION THAT IS PROPRIETARY TO MOLEX INCORPORATED AND SHOULD NOT BE USED WITHOUT WRITTEN PERMISSION		



GUIDE OPTIONS

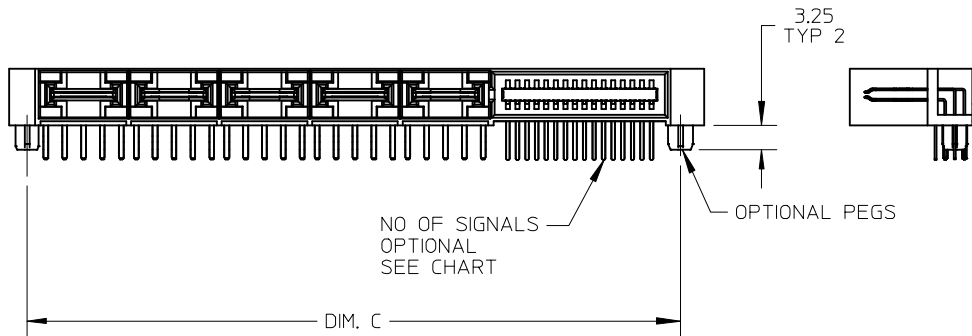
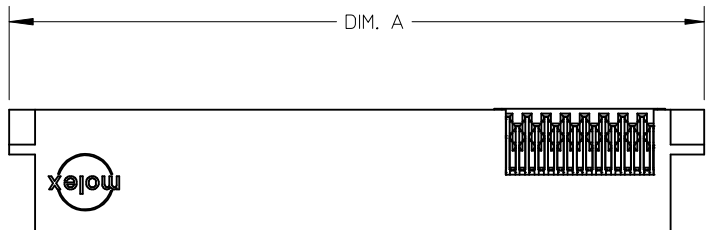
NO OF SIGNAL	MATERIAL NUMBER	DIM A REF	DIM P	PCB THK
12	45985-1211	79.66	4.50	3.18
16	45985-1221	82.20		
20	45985-1231	84.74		
24	45985-1241	87.28		
28	45985-1251	89.82		
32	45985-1261	92.36		
36	45985-1271	94.90	3.90	2.36
40	45985-1281	97.44		
12	45985-1212	79.66		
16	45985-1222	82.20		
20	45985-1232	84.74		
24	45985-1242	87.28		
28	45985-1252	89.82	2.90	1.57
32	45985-1262	92.36		
36	45985-1272	94.90		
40	45985-1282	97.44		
12	45985-1213	79.66		
16	45985-1223	82.20		
20	45985-1233	84.74		
24	45985-1243	87.28		
28	45985-1253	89.82		
32	45985-1263	92.36		
36	45985-1273	94.90		
40	45985-1283	97.44		

NOTE:  
1. SEE SHEET 1 FOR DIMENSIONS NOT SHOWN.



45985-1261  
(SHOWN FOR REFERENCE)  
SEE CHART

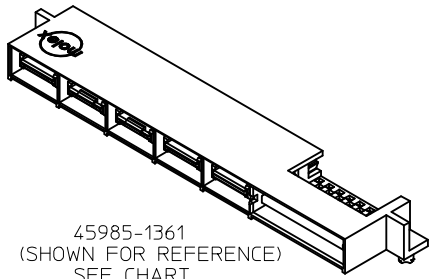
SEE SHEET 1 EC NO: UCP2015-3913 DRWN: JOULES 2015/03/24 CHKD: MBANDURA 2015/03/24 APPR: APATEL 2015/04/09	DESCRIPTION	GENERAL TOLERANCES (UNLESS SPECIFIED)		DIMENSION STYLE <b>MM ONLY</b>		SCALE <b>1:1</b>	DESIGN UNITS <b>METRIC</b>	THIRD ANGLE PROJECTION	
			mm	INCH	DRAWN BY SCHAFFER	DATE 2005/06/20	TITLE <b>LPH PLUG ASSEMBLY RT ANGLE 10 CIRCUIT POWER CONNECTOR</b>		
	4 PLACES	± ---	± ---	CHECKED BY SAMIEC	DATE 2005/06/21	MOLEX INCORPORATED			
	3 PLACES	± ---	± ---	APPROVED BY MARGULIS	DATE 2005/06/22				
	2 PLACES	± 0.25	± ---	MATERIAL NO. <b>SEE CHART</b>		SHEET NO. <b>2 OF 5</b>			
	1 PLACE	± ---	± ---	SIZE <b>A</b>					
	ANGULAR ±1/2°		DRAFT WHERE APPLICABLE MUST REMAIN WITHIN DIMENSIONS						



NO OF SIGNAL	MATERIAL NUMBER	DIM A REF	DIM C	DIM P	PCB THK
12	45985-1311	79.66	73.98	4.50	3.18
16	45985-1321	82.20	76.52		
20	45985-1331	84.74	79.06		
24	45985-1341	87.28	81.60		
28	45985-1351	89.82	84.14		
32	45985-1361	92.36	86.68		
36	45985-1371	94.90	89.22	3.90	2.36
40	45985-1381	97.44	91.76		
12	45985-1312	79.66	73.98		
16	45985-1322	82.20	76.52		
20	45985-1332	84.74	79.06		
24	45985-1342	87.28	81.60		
28	45985-1352	89.82	84.14	2.90	1.57
32	45985-1362	92.36	86.68		
36	45985-1372	94.90	89.22		
40	45985-1382	97.44	91.76		
12	45985-1313	79.66	73.98		
16	45985-1323	82.20	76.52		
20	45985-1333	84.74	79.06	2.90	1.57
24	45985-1343	87.28	81.60		
28	45985-1353	89.82	84.14		
32	45985-1363	92.36	86.68		
36	45985-1373	94.90	89.22	2.90	1.57
40	45985-1383	97.44	91.76		

MOUNTING PEG OPTIONS

NOTE:  
1. SEE SHEET 1 FOR DIMENSIONS NOT SHOWN.

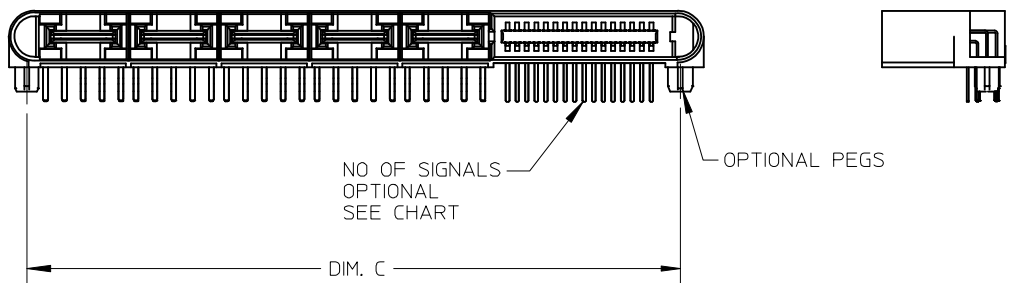
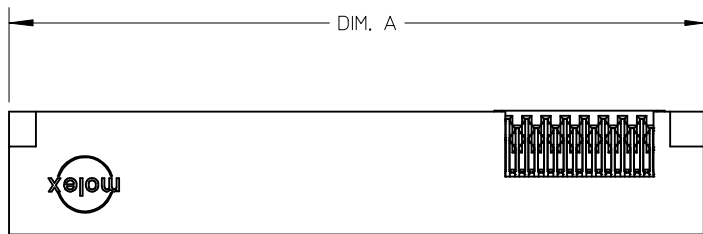


SEE SHEET 1	DESCRIPTION
EC NO: UCP2015-3913	
DRWN: JOULES 2015/03/24	
CHKD: MBANDURA 2015/03/24	
APPR: APATEL 2015/04/09	
D1	REV

GENERAL TOLERANCES (UNLESS SPECIFIED)	
	mm INCH
4 PLACES	± --- ± ---
3 PLACES	± --- ± ---
2 PLACES	± 0.25 ± ---
1 PLACE	± --- ± ---
ANGULAR ± 1/2°	
DRAFT WHERE APPLICABLE MUST REMAIN WITHIN DIMENSIONS	

DIMENSION STYLE	
MM ONLY	
DRAWN BY	DATE
SCHAFFER	2005/06/20
CHECKED BY	DATE
SAMIEC	2005/06/21
APPROVED BY	DATE
MARGULIS	2005/06/22
MATERIAL NO.	
SEE CHART	
SIZE	
A	

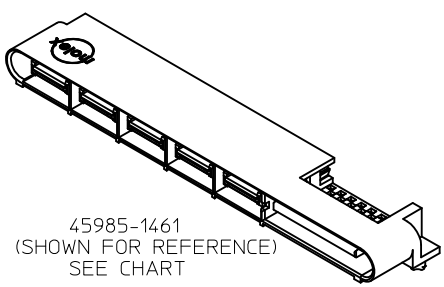
SCALE	DESIGN UNITS	THIRD ANGLE PROJECTION
1:1	METRIC	
TITLE		
LPH PLUG ASSEMBLY RT ANGLE 10 CIRCUIT POWER CONNECTOR		
MOLEX INCORPORATED		
DOCUMENT NO.		SHEET NO.
SD-45985-100		3 OF 5
THIS DRAWING CONTAINS INFORMATION THAT IS PROPRIETARY TO MOLEX INCORPORATED AND SHOULD NOT BE USED WITHOUT WRITTEN PERMISSION		



GUIDE & MOUNTING PEG OPTIONS

NO OF SIGNAL	MATERIAL NUMBER	DIM A REF	DIM C	DIM P	PCB THK
12	45985-1411	79.66	73.98	4.50	3.18
16	45985-1421	82.20	76.52		
20	45985-1431	84.74	79.06		
24	45985-1441	87.28	81.60		
28	45985-1451	89.82	84.14		
32	45985-1461	92.36	86.68	3.90	2.36
36	45985-1471	94.90	89.22		
40	45985-1481	97.44	91.76		
12	45985-1412	79.66	73.98		
16	45985-1422	82.20	76.52		
20	45985-1432	84.74	79.06	2.90	1.57
24	45985-1442	87.28	81.60		
28	45985-1452	89.82	84.14		
32	45985-1462	92.36	86.68		
36	45985-1472	94.90	89.22		
40	45985-1482	97.44	91.76	2.90	1.57
12	45985-1413	79.66	73.98		
16	45985-1423	82.20	76.52		
20	45985-1433	84.74	79.06		
24	45985-1443	87.28	81.60		
28	45985-1453	89.82	84.14		
32	45985-1463	92.36	86.68		
36	45985-1473	94.90	89.22		
40	45985-1483	97.44	91.76		

NOTE:  
1. SEE SHEET 1 FOR ALL OTHER DIMENSIONS.

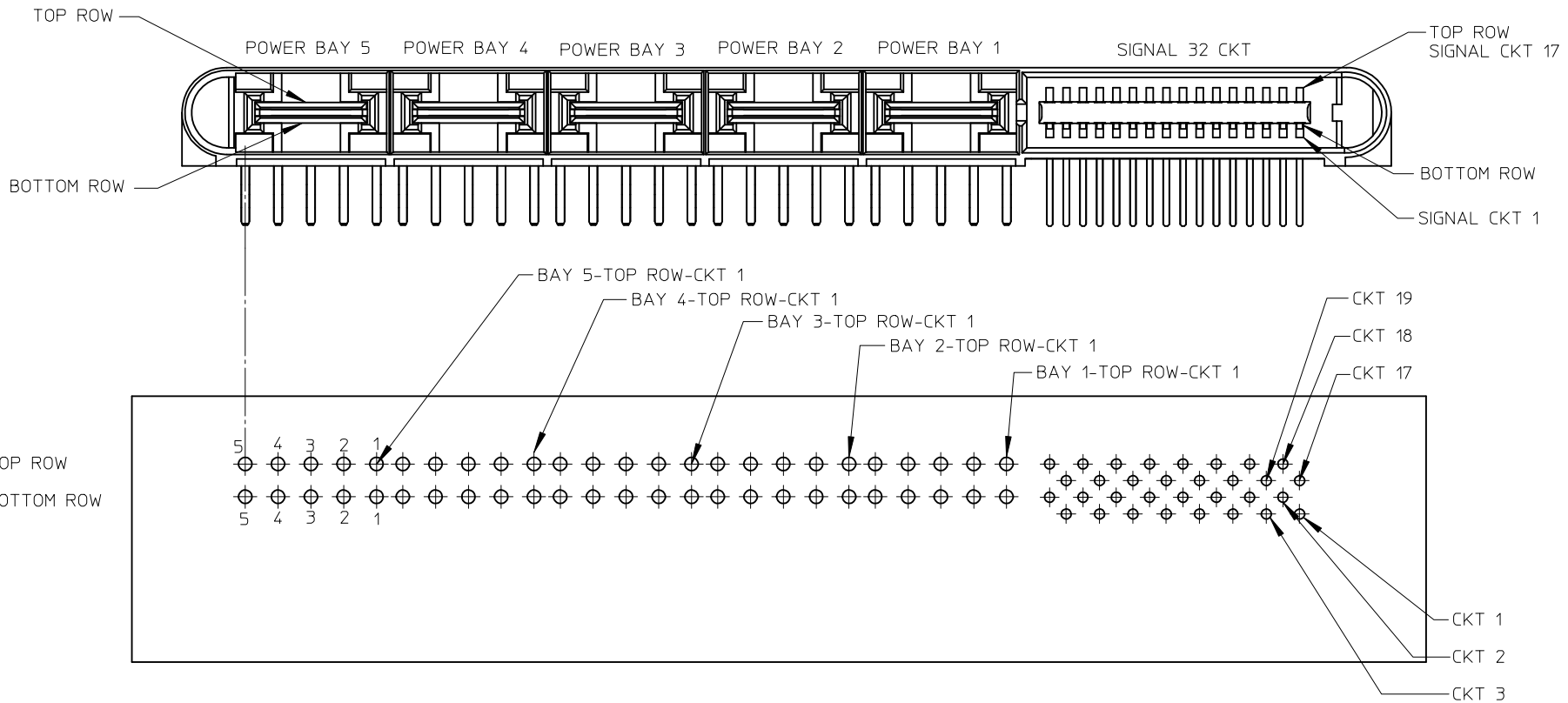


SEE SHEET 1	DESCRIPTION
EC NO: UCP2015-3913	2015/03/24
DRWN: JUILLES	2015/03/24
CHKD: MBANDURA	2015/03/24
APPR: APATEL	2015/04/09
D1	REV

GENERAL TOLERANCES (UNLESS SPECIFIED)		
	mm	INCH
4 PLACES	± ---	± ---
3 PLACES	± ---	± ---
2 PLACES	± 0.25	± ---
1 PLACE	± ---	± ---
ANGULAR ±1/2°		
DRAFT WHERE APPLICABLE MUST REMAIN WITHIN DIMENSIONS		

DIMENSION STYLE	
MM ONLY	
DRAWN BY	DATE
SCHAFER	2005/06/20
CHECKED BY	DATE
SAMIEC	2005/06/21
APPROVED BY	DATE
MARGULIS	2005/06/22
MATERIAL NO.	
SEE CHART	

SCALE 1:1	DESIGN UNITS METRIC	THIRD ANGLE PROJECTION
TITLE		
LPH PLUG ASSEMBLY RT ANGLE 10 CIRCUIT POWER CONNECTOR		
MOLEX INCORPORATED		
DOCUMENT NO.	SHEET NO.	
SD-45985-100	4 OF 5	



PCB LAYOUT: COMPONENT SIDE

SEE SHEET 1 EC NO: UCP2015-3913 DRWN: JOUILLES 2015/03/24 CHKD: MBANDURA 2015/03/24 APPR: APATEL 2015/04/09 DESCRIPTION D1 REV	GENERAL TOLERANCES (UNLESS SPECIFIED)		DIMENSION STYLE <b>MM ONLY</b>		SCALE <b>1:1</b>	DESIGN UNITS <b>METRIC</b>	THIRD ANGLE PROJECTION
	4 PLACES	± ---	± ---	DRAWN BY SCHAFFER	DATE 2005/06/20	TITLE <b>LPH PLUG ASSEMBLY          RT ANGLE 10 CIRCUIT          POWER CONNECTOR</b>	
	3 PLACES	± ---	± ---	CHECKED BY SAMIEC	DATE 2005/06/21		
	2 PLACES	± 0.25	± ---	APPROVED BY MARGULIS	DATE 2005/06/22	<b>MOLEX INCORPORATED</b>	
	1 PLACE	± ---	± ---	MATERIAL NO. <b>SEE CHART</b>			
ANGULAR ±1/2°			DRAFT WHERE APPLICABLE MUST REMAIN WITHIN DIMENSIONS		THIS DRAWING CONTAINS INFORMATION THAT IS PROPRIETARY TO MOLEX INCORPORATED AND SHOULD NOT BE USED WITHOUT WRITTEN PERMISSION		